



NORTH AMERICA 2023

Product Catalog

Smart motorization for
window coverings

somfy[®]

Set Your Success In Motion

Expect more when you partner with the leader in motorized interior and exterior window covering systems. For over 50 years, Somfy® has designed and manufactured solutions for commercial and residential buildings in 58 countries across the globe. Our history of innovation, our wealth of support resources, our exclusive partnership programs, and our dedication to customer service have made Somfy the motor of choice worldwide. Leading shade manufacturers around the world rely on Somfy to set their products in motion and bring them to life.





somfy.

somfy.
EXPERT

Contents

Catalog

Somfy For You	5
Smart Home	21
Intelligent Buildings	43
Power & Network Technologies	59
Interior Applications	69
Outdoor Living	175
Controls & Sensors	261





Somfy For You

Somfy® is the motorization source that consistently delivers complete, simplified solutions that ensure end-user satisfaction. Partnering with Somfy enables manufacturers and dealers to increase efficiency and focus on growing their business.

The Power of Somfy	6
Somfy Technologies	9
Somfy in the USA & Canada	13
New Product Highlights	18

The Power of Somfy

We provide the right components and product solutions to work with any manufacturer, any fabric, any style, and any power system. Somfy products integrate seamlessly with most third-party control systems, for virtually unlimited flexibility. Our commitment to quality, continuous product innovation, and dedicated service and support have made Somfy the choice for thousands of manufacturers, dealers, installers, designers, and end users.



Somfy's Mission

For over 50 years, Somfy has been making life easier for millions of people around the world by providing intelligent home and building management solutions. Somfy innovates to automate and connect shades, blinds, draperies, awnings, rolling shutters, exterior screens, and pergolas by placing the end user at the heart of its concerns. Somfy is committed to creating reliable and sustainable solutions that promote the best way of living and well-being for all.

Make Your Sales More Dynamic

Take advantage of valuable Somfy information resources, training programs, marketing support, and point-of-sale material. Our regional representatives are at your call to help you offer your customers complete residential and commercial solutions. Working together, we aim to deliver mutual growth for both Somfy and your business.

At Your Service

We are here to help you over the phone, via email or in-person at our offices during regular business hours. The SomfyPro website (www.somfypro.com) offers a vast assortment of product information, news, support tools, and answers to common questions.

Partnership Builds Greater Success

With Somfy by your side, you have all the support resources that you and your team need to elevate your business. Somfy will partner with you to customize solutions for any project and provide a host of helpful tools to simplify your work on-site. Our specialist teams provide step-by-step support, so you can complete the installation on-time and on-budget. Our service team can assist you in real-time by phone, text, or email if the need arises. The result: greater productivity, greater sales success, and greater business growth going forward.

Customer Satisfaction Is Our Priority

To ensure that your customers and your teams always get the logistics support they need, we offer a wide range of in-stock products and special-order products with short delivery periods. And we stand by our products with a longstanding commitment to customer satisfaction, as promised through our five-year limited warranty.

Somfy By the Numbers

4

distribution centers across
U.S. and Canada

5

years of warranty coverage
on our motors

8

manufacturing plants
around the world

50+

years of experience
in the industry

100%

products tested



2,281

patents in
the Somfy portfolio

30K

commercial clients
worldwide

64K

sq. ft. state-of-the-art
product testing facility

70K

motors per day
production capacity

10+M

connected devices



200+M

motors produced so far, including
100+ million radio-control motors

270+M

users worldwide





Somfy Technologies

Somfy technology solutions are designed with simplicity in mind. Installed products powered by Somfy motorization offer quick and easy installation and seamless integration with home or building networks.

Technology Options

We offer a variety of advanced, easy-to-use, and easy-to-install motorized solutions with a solution to fit every end user – residential or commercial – no matter their needs or budget. Somfy motors are designed to fit the most common interior and exterior window treatment applications.

Wired Technology

The cost-effective standard solution. Typically used for applications requiring small to large torque ranges in new construction or retrofits where wiring can be run without difficulty.

Somfy Digital Network™ (SDN)

The precise solution where exact positioning is required. The motor's increment encoder measures the specific position and sends bidirectional communication to the controller.

Power-Over-Ethernet (PoE)

A low-voltage power distribution and network-connected solution that utilizes PoE (Power over Ethernet) technology to power and control shades and draperies.

Radio Technology Somfy® (RTS)

A good solution in existing construction where pulling wires is difficult, mainly used in residential and small buildings. Radio frequency transmitters and accessories control the RTS motors without the need for wired controls.

Zigbee® 3.0

Zigbee technology is a leading-edge solution that allows seamless connectivity and integration of various smart systems within the home, and simple control from a single source. It enables two-way communication, so users can send commands to their motorized devices and receive real-time status feedback. Somfy's Zigbee 3.0 products deliver a comfort-driven ecosystem, built for everyone.



Communication & Control Options

Somfy-powered solutions are available for all types of systems, offering flexible control based on user input, programmed settings, or present conditions.



TOUCH CONTROL Input provided via wall switches, touch screens, and hand-held remote controls.

A range of touch control options available to fit aesthetic and functional preferences.



WEATHER/SUNLIGHT/WIND SENSORS Automatically detect conditions and activate functions in real time.

TIMER SETTINGS User programs automatic actions based on time of day throughout the year.



APP & VOICE CONTROL Allows voice-activated functionality using TaHoma®

AUTOMATED Can integrate with most automation and control systems or leverage building automation options from Somfy.

Power Options

Choose the power option that works best for your project.



EMBEDDED RECHARGEABLE BATTERY (LITHIUM-ION)



RECHARGEABLE EXTERNAL BATTERY



EXTERNAL BATTERY



SOLAR CHARGING



PLUG-IN POWER



POWER OVER ETHERNET (POE)



WIRED (AC)



WIRED (DC)

Multiple Applications

With the widest range of strong, quiet motors for all types of residential and commercial applications, it's easy to find a solution!



ROLLER/SOLAR SHADES



ROMAN/WOVEN SHADES



SHEER SHADINGS



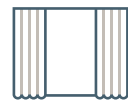
LAYERED/ZEBRA SHADES



CELLULAR/PLEATED SHADES



HORIZONTAL BLINDS



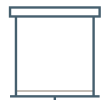
DRAPERIES/CURTAINS



SKYLIGHTS



ROLLING SHUTTERS



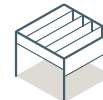
PROJECTION SCREENS



EXTERIOR SCREENS



AWNINGS



PERGOLAS

Over 50 Years of Somfy Innovation

Put our long history of product innovation to work for you. After all, who knows what tomorrow will bring?

1969 Somfy develops our first tubular motor, ushering in a new era of motorized blinds, screens, roller shutters, and awnings. 

1977 Somfy Systems, Inc. is formed. 

1981 Somfy launches "Somfy-matic," the first weather-controlled awnings and shutters. 

1988 Our Canadian office opens in Toronto. 

1997 Radio Technology Somfy (RTS) is introduced, allowing convenient operation by remote control. 

2002 Somfy introduces WireFree™ technology. 

2007 Somfy introduces the Somfy Expert program. 

2012 Somfy produces our 100 millionth motor! 

2015 Somfy myLink is introduced, allowing the first app-based control via smart devices. 

2016 Our first embedded Lithium-Ion battery motor in the Sonesse® range. 

2018 "So Open with Somfy" program opens our APIs to integration partners for even greater flexibility. 

TODAY Open connectivity and integration with third parties like Amazon Alexa, Zigbee, Google Assistant™, IFTTT, and more. 



Somfy in the USA & Canada

OEMs, dealers and installers in North America can easily access Somfy's professional partnership programs, support tools, product information, and training to help provide complete solutions with greater efficiency and customer satisfaction.

SomfyPro.com

The SomfyPro website serves a community of professionals who offer complete Somfy solutions with expertise and confidence. SomfyPro gives you access to product information, training resources, and tools to help you increase sales opportunities and deliver greater satisfaction for your clients.

SomfyPro puts a wealth of resources at your fingertips, anytime:


- Online Product Catalog and Document Library
- Product manuals, installation instructions, and sell sheets
- How-to videos
- Software/tools
- Somfy news

SomfyPro also offers you the opportunity to interact with Somfy, including:

- Exclusive tools for Somfy Experts
- Access online ordering (for direct customers)
- Registration for training programs

The exclusive SomfyPro web shop enables you to order online from Somfy, 24 hours a day, even on weekends. It also lets you:

- Make a "Favorite" list for future ordering
- View your recent purchase history
- Compare products quickly and easily
- Upload large orders using a CSV file



Somfy Expert Dealer Program

The Somfy Expert program is an exclusive network of dealers who have made a commitment to their expertise in offering Somfy-powered solutions for their clients. As a certified Somfy Expert, you will have everything you need to improve customer satisfaction and grow your business to new heights. Enjoy free access to qualified consumer leads, effective sales tools, marketing support, quality training, and personalized service and support.



“We went from selling motorization only when customers asked about it to making it the centerpiece of our in-home consultations.

The results have been huge.”

GLAMOUR DECORATING
Somfy Expert since 2015



Qualified Leads

Somfy's website, social media channels, organic search results, and consumer marketing campaigns generate high-quality leads every day. As a Somfy Expert, you can tap into these leads and connect with customers in your area who are interested in motorized window treatments.

Customers Find You

Somfy Experts are featured on our consumer site's Where to Buy dealer locator, the starting place for thousands of customers looking for motorized window treatments each month.

Professional Online Presence

Every Somfy Expert gets a customized profile page on SomfySystems.com, where you can share information about your company, your hours, project photos and videos, and more. Put your best foot forward!

Powerful Sales Tools

As a Somfy Expert, you will gain access to sales tools that help clients experience the convenience and elegance of Somfy. The immersive, interactive Somfy Showroom app makes it easy to demonstrate Somfy motorization using a tablet or laptop.





Concierge Service

Somfy Experts enjoy direct access to an account advisor for fast answers, expedited service, and ongoing support. You can also purchase controls, accessories, and parts directly from your Somfy account advisor, and take advantage of exclusive promotional offers.

Digital Marketing Support

Get the most from your digital and social marketing efforts with customized Somfy assets, including social post graphics, email content and templates, and a customized "benefits of motorization" landing page for your business website.

Training & eLearning

Learn and understand the various motorization and control systems available from Somfy with our exclusive online training resources through SomfyU. Visit www.somfypro.com/services-support/training, where your sales and support teams can stay up to speed as well. You can learn right from your computer, any hour of the day, from virtually anywhere.

BECOME A SOMFY EXPERT Simply go to www.somfypro.com/expert-program and register your company's information. Or, call your Somfy representative to find out how to qualify.



Comprehensive Somfy Support

Somfy offers a wealth of support resources, such as our exclusive SomfyPro website, to assist you with your project. From product documentation and spec sheets, to marketing support materials, project services consultations, and customized quotes, we are here to help.

Project Services Support

Ensuring a positive experience with Somfy-powered solutions is our goal. To help you succeed, our Project Services team provides support from the initial design phase to project completion.

Technical Support

Somfy provides a hotline with real-time consultation and support for your technical questions and challenges.

U.S. Tech Support

TechnicalSupport_us@somfy.com

Canada Tech Support

sctd@somfy.com

Training Support

Partner with Somfy Systems and learn the fundamentals of design, specification, and installation of Somfy's intelligent motor and control solutions. Training programs provide attendees with a competitive advantage and enable leadership in the automated shading industry.

Includes training on the following technologies:

- Zigbee (including TaHoma switch)
- Radio Technology Somfy® (RTS)
- Wired Technology

Visit [SomfyU](#) for more information.

For details on each of these course offerings, including training session dates and registration information, please visit www.somfypro.com/services-support/training.

Point-of-Sale Materials (POS)

To promote Somfy in your showroom, Somfy has various POS materials for interior and exterior solutions to support your sales team:

- Brochures and product sheets
- Displays
- Signage
- Somfy Expert sign (exclusively for Experts)
- Flags

A national digital marketing campaign increases recognition of the Somfy brand, and your presence as a local Somfy dealer will help you stimulate sales in your area. To find out more, please visit www.somfypro.com/expert-program or contact your local Somfy account manager.





New Product Highlights



Take a massive leap forward comfortably

Introducing our new comfort-driven ecosystem, built for everyone. An ecosystem of smart shading products designed to simplify your customers' lives.

Some would say our business is motorization and automation. We would say it's comfort. Ever since we pioneered the industry over 50 years ago, the goal was to give people added convenience in their lives. But to be truly comfort-driven, we must extend this mission even further.

COMFORT is quality and ease in production, so the manufacturers that you buy from can build high-quality window coverings faster and to your exact specifications.

COMFORT is confidence that every installation you do can be done in less time, and will be done right the first time.

COMFORT is the peace of mind you give to homeowners that their smart shades, blinds, and draperies will work seamlessly with any future change in smart home tech.

With Somfy Smart Shading now on Zigbee® 3.0, comfort is the name of the game – from manufacturer to installer to end user.

Somfy means comfort.

MOTORS

Sonessé® ULTRA 30 WireFree Zigbee (Li-ion) | #1241752

Sonessé® 28 WireFree Zigbee (External Battery) | #1241754

Sonessé® 28 WireFree Zigbee (Li-ion) | #1241755

Cord Lift 25 WireFree™ Zigbee (External Battery) | #1241780

Tilt 50 WireFree™ Through-Shaft Zigbee (External Battery) | #1241783

Glydea® ULTRA 35 Zigbee | #1241840

Glydea® ULTRA 60 Zigbee | #1241841

Sonessé® 30 24V DC Zigbee | #1241970

CONTROLS

TaHoma® switch | #1871037

TaHoma® switch (with ethernet adaptor) | #1871038

Ysia 1 Zigbee | #1871153


Ysia 5 Zigbee | #1871154

Smart Plug Zigbee | #1871217



New and streamlined. Meet our smart shading ecosystem featuring Zigbee 3.0 technology.

An ecosystem of smart shading products designed to
simplify your customers' lives.



Somfy motors

Fitting most styles of interior shades, blinds, or draperies.

TaHoma® pro app

Simpler programming, motor setting, and installation.

TaHoma® switch

Smart hub for a solid, reliable network.

TaHoma® app

Giving homeowners the ability to connect, control, and customize.

Ysia remote

For direct control of window coverings at the touch of a button.

Mobile screens are for illustrative purposes only.





Smart Home

Somfy® offers a variety of smart shading solutions designed to make life easier and more efficient in virtually any household. And Somfy's smart shading control systems are easy to integrate with other manufacturers, providing a seamless experience regardless of budget or need.

Smart Home Trends	22
Benefits of Smart Shading	26
Somfy Smart Home	28
Smart Shading by Somfy	30
Somfy Smart Home Integrations	34
Smart Solutions by Somfy	37



Smart Home Trends

Smart home technology allows various home systems to work in a more intelligent and interconnected way, from security monitoring and appliances to lighting and entertainment. What once seemed like futuristic science-fiction is rapidly becoming today's standard of operational convenience and end-user simplicity. According to a recent survey by the Consumer Technology Association (CTA),* nearly 70% of U.S. households own some form of smart home technology. Industry research reveals other emerging trends in consumer ownership, purchase intent, and motivation regarding smart home technologies and products.

A Large and Rapidly Growing Market

The United States leads all markets worldwide in terms of smart home penetration with an estimated 32.4% of total households in 2020, representing 41.3 million homes. The U.S. penetration rate is expected to exceed 50% by the year 2024 (sources: Ambient and Statista).

ESTIMATED U.S. SMART HOME PENETRATION RATE



Sales of smart home products in the U.S. were estimated at over \$23.3 billion in 2020 and are expected to double that amount in 2025 (source: Statista). Leading the way in the anticipated growth of the smart home market are the key segments of "Control & Connectivity" and "Comfort & Lighting," both of which are integral to the Somfy product lineup.

ESTIMATED SALES GROWTH OF U.S. SMART HOME PRODUCTS



* Source: <https://www.cta.tech/Resources/i3-Magazine/i3-Issues/2020/January-February/The-Ringing-Future-of-Smart-Home-Technology>







Smart Controls and Smart Speakers

One of the strongest trends currently driving growth in the smart home category is the move toward simplified control of integrated home systems through apps for smart phones and tablets, and through voice-activated control of virtual digital assistant platforms like Amazon Alexa or Google Assistant built into smart speaker devices. Somfy is on the leading edge of this trend with RTS-powered products that integrate easily with today's smart control systems like the innovative TaHoma® smart home hub.

System Standardization

Manufacturers of smart home products have recognized the need for unified standardization and integration, allowing different systems to work together with simple user control and automatic operation. Somfy has partnered with many of the leading consumer and professional brands to ensure that our motorized products are compatible with most third-party systems.

Natural Light Control

The recent trend toward work-from-home and school-at-home lifestyles has dramatically increased the number of hours many North American families spend inside their homes, and has sharpened the focus on wellness and comfort in the home environment. According to a 2020 study conducted by CE Pro, home systems integrators expect to nearly double their deployment of wellness-related technology within the year – and motorized shading with automatic timer control was named the single most popular wellness technology that dealers expect to deploy. Somfy smart shading systems optimize natural light, control glare, and provide a clear view of the outdoors during daylight hours.

What It All Means for You

There has never been a better time to offer Somfy motorized products as an essential element of any smart home upgrade. Consumers are becoming more and more acclimated to smart home technologies in home entertainment, home environment, and home security systems. As price trends in the market continue to make smart home solutions more attractive, and the industry is rapidly standardizing communication and control technologies, customers are now ready to embrace more opportunities to upgrade to smart systems throughout the home – and that includes window coverings.

Benefits of Smart Shading

Somfy's smart shading systems are designed to make life easier and more convenient for homeowners, enhance privacy and home security, improve overall home efficiency, and increase energy savings.

Convenience

Smart home systems allow users to operate multiple devices from multiple manufacturers at once, using a single control unit or smart app to control them all. Total automation is right at the user's fingertips. Smart programming automatically triggers various actions throughout the home based on time of day, current weather conditions, or even through a simple voice command.

Peace of Mind

With smart home technology, roller shades or curtains can open and close at pre-programmed times, and selected lights can turn on and off. These actions help create the impression that someone is at home to deter potential burglars and intruders even when the user is far away.

Privacy

There are times in everyone's life when privacy is crucial. Smart home technology provides users with one-touch simplicity to activate shades, blinds, drapes, shutters, and more... to keep private moments away from unwanted eyes.

Energy Efficiency

Homeowners can enjoy energy savings throughout the year with Somfy smart shading. Outside, awnings and rolling shutters help keep the heat out in summer and let in the sunshine in winter to help warm the home. Inside, blinds and shades can open and close throughout the day to provide optimal natural light and warmth, which will ultimately reduce lighting and heating/cooling costs.

Accessibility

Smart home technology makes it easier for end users with mobility issues to operate window coverings, lighting, entertainment, and other systems without the need to engage with those components directly. Shading systems linked to smart homes make it easy for people with limited mobility to operate blinds, shades, and other window coverings remotely with just a touch, with the natural simplicity of a voice command, or pre-programming them to operate automatically.





Somfy Smart Home

Smart living begins with Somfy




SHADE MOTOR



YSIA ZIGBEE REMOTE



TAHOMA SWITCH



ROLLING SHUTTER MOTOR



SITUO REMOTE



AWNING MOTOR



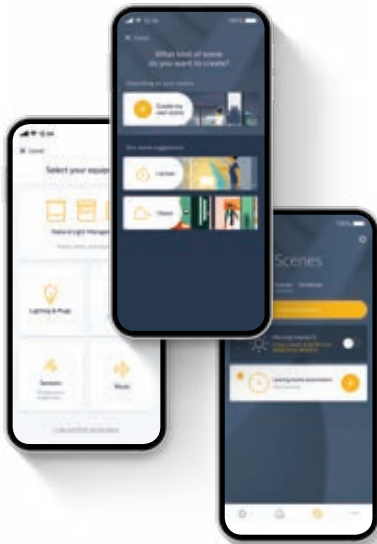
LIGHT SENSOR



SMART PLUG



Smart Shading by Somfy



Somfy technology enhances and enriches the smart home experience, allowing end users to operate and monitor their connected systems in the home from virtually anywhere in the world. Smart shading by Somfy is smart home technology at its best: manual, voice, or automatic operation of powered devices from anywhere, at any time.

App Control

Somfy is an established leader in smart home technology in the window coverings industry and helped pioneer smart-device app control of shades and blinds by integrating with third-party systems years ago. The introduction of TaHoma in 2021 represents a great step forward, providing users with unified control of up to 40 RTS (Radio Technology Somfy®) channels with up to 40 schedules, and as many as 40 programmed scenes at a time — all with one simple app. Whether at home or away, users can control any motorized interior window covering or exterior pergola, screen, awning, or rolling shutter in the home with just a simple command.

Zigbee®: The Smart Choice Today and Tomorrow

TaHoma also supports Zigbee 3.0 technology, an open global standard for smart home communication and connectivity. Somfy has chosen the Zigbee protocol for our new smart shading product range for a number of smart reasons:

- An open, forward-looking protocol offers greater flexibility and ensures that certified products are compatible with one another in the future.
- It allows bi-directional communication, so not only can the end user send commands from anywhere — they can also receive real-time feedback on equipment status and battery level to always know how their motorized product is positioned.
- Zigbee technology is reliable and can recover a network, extend radio range, avoid interference from other devices during installation and operation, optimize battery life, and offer a high level of security for the end user.
- Zigbee 3.0 creates its own smart ecosystem, enabling Somfy products to easily communicate with each other and allowing control from a single source.

Somfy is a Connectivity Standards Alliance board member, proud to be part of an industrial community recognized as the world leader for interoperable smart products. All Zigbee 3.0 products are cross-compatible and easily work together, including smart lighting, smart shades, security systems, and HVAC systems.







Smart Indoor Living

Somfy's smart shading solutions are an integral part of living a more comfortable and in-control life, today and in the future. RTS motorized solutions, controlled by a smart phone or tablet app or even by voice commands, provide instant activation of window coverings to suit the user's needs at any time. A more enjoyable indoor environment, enhanced privacy, greater energy efficiency, and UV protection are merely a simple gesture away.

All Somfy RTS solutions are designed for maximum operational compatibility. The TaHoma app provides easy integration with most third-party control systems. TaHoma works directly with Amazon Alexa and Google Assistant.

Somfy-powered smart solutions also enhance peace of mind even if the user is on a trip thousands of miles from home. One simple tap on their smart device can operate blinds, shades, curtains, screens, and rolling shutters to provide greater home security and energy savings. And with Zigbee-enabled solutions, end users can receive real-time confirmation that their requested action has been successfully completed. Homeowners will enjoy the comfort of technology that simply works.

Smart Outdoor Living

Throughout the United States and Canada, many homeowners are rediscovering the joys of outdoor living and entertaining. Consumers are spending more of their time outside the home on decks, patios, porches, and in pergolas and other outdoor areas. Somfy smart home solutions include options that help make outdoor life more comfortable, enjoyable, and relaxing.

Somfy offers motorized solutions for awnings, screens, and pergolas to help shade users from the elements when needed, or to retract when the conditions are perfect. Rolling shutters are also available, providing excellent shading, privacy, storm protection, and insulating properties. And just like their indoor window-covering cousins, all Somfy exterior RTS solutions can be set to operate by time of day or by light and temperature sensors, or even automated to react to weather conditions via IFTTT technology.



Somfy is a proud member of the Connectivity Standards Alliance, an organization devoted to developing, certifying, and promoting IoT (Internet of Things) technology standards, including Zigbee.

Somfy Smart Home Integrations



Somfy's motorization products are designed and built to work and play well with others. We have partnered with many of the leading names in smart home technology and integration, including consumer platforms and brands as well as third-party professional brands. And as members of the Connectivity Standards Alliance board, Somfy is well-positioned to remain at the forefront of emerging smart home technologies for years to come.

Somfy's smart home partnerships will continue to expand and offer ever-greater levels of interconnected experience and efficiency for manufacturers, dealers, installers, and end users alike.





Smart Speakers and Voice Commands

Somfy motorized products make it easy to integrate seamlessly with smart speakers and digital assistants with voice-recognition capability through the TaHoma app. This means end users can activate shades, blinds, screens, and awnings individually or in combination with other household systems like lights, thermostats, and more — all with just a few words.

EXAMPLE: SIMPLE COMMAND WITH GOOGLE ASSISTANT

Simply say “Hey Google” to wake up the assistant, then “lower my bedroom shades” to create instant privacy. It is that easy.

IFTTT Opens Endless Possibilities

IFTTT (short for “If This, Then That”) is a free web-based service technology that offers an even greater variety of automatic smart home possibilities in connection with other connected services. IFTTT works with an ‘Applet’ — smart automation between two products or services. Simply put, IF something happens in one connected service or sensor, THEN it triggers an action involving Somfy products via TaHoma.

EXAMPLE: A WARM SUMMER DAY

IF: the temperature outside reaches 90 degrees,

THEN: the window shades automatically lower, reducing heat gain and saving energy costs.





Smart Solutions by Somfy

For professional window-covering dealers and installers, Somfy offers smart shading solutions with extremely simple and seamless installation and setup, plus nearly effortless operation and intuitive control for the end user.

Smart Technology

TaHoma switch is a smart hub that connects Somfy RTS and Zigbee products inside and outside the home to a smartphone, tablet, or computer for remote monitoring and control from anywhere, anytime. It places unified control at the user's fingertips with an intuitive app for easy and immediate control of natural and artificial light in the home environment. And it integrates easily with other smart devices, control systems, and platforms for flexible management of multiple home functions.

Somfy's TaHoma-enabled systems provide everything you and your customers desire in a smart home solution:

- They are easy to install, easy to use, and easy to control.
- Wireless technology can be used in any home with an internet connection.
- Expandable solutions enable integrated control of more than just window coverings.
- Zigbee-compatible devices allow bi-directional communication, giving the user instant feedback of operating status.
- The Somfy "So Open" strategy ensures connectivity with multiple partner brands, now and in the future, through the power and flexibility of open-source development.

The TaHoma app allows end users to create scenes that operate multiple functions with a single click. For example: set a "Wake Up" scene that opens the roller shades, switches on selected lights, and plays a favorite music playlist all at the same time. Users can also program a schedule that opens or closes blinds at certain times of the day, or that automatically operates awnings and shades when certain temperature and weather conditions are detected.

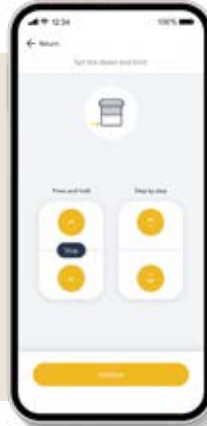
TaHoma pro app

Hassle-free manufacturing and installation for smart shading.
This is truly motion that will amaze.

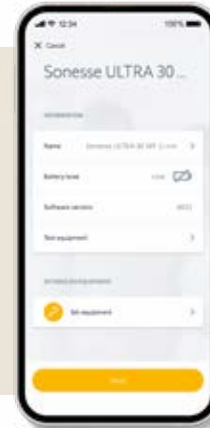
As easy as 1, 2, 3 to manufacture



1. SCAN the QR code on the motor to establish a direct connection.



2. SET the upper and lower limits, rotation direction, and rotation speed*.



3. NAME the motor, check the battery level*, and set it to delivery mode.

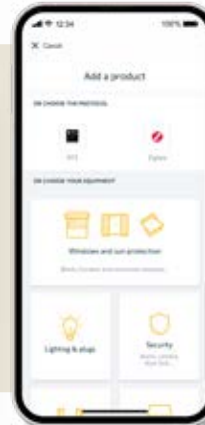
Streamlined for dealers



SCAN a QR code for a direct connection to change individual blind settings in a snap.



REGISTER and set up the TaHoma switch with or without an internet connection.



ADJUST the end limits and pair a remote for individual or group control.



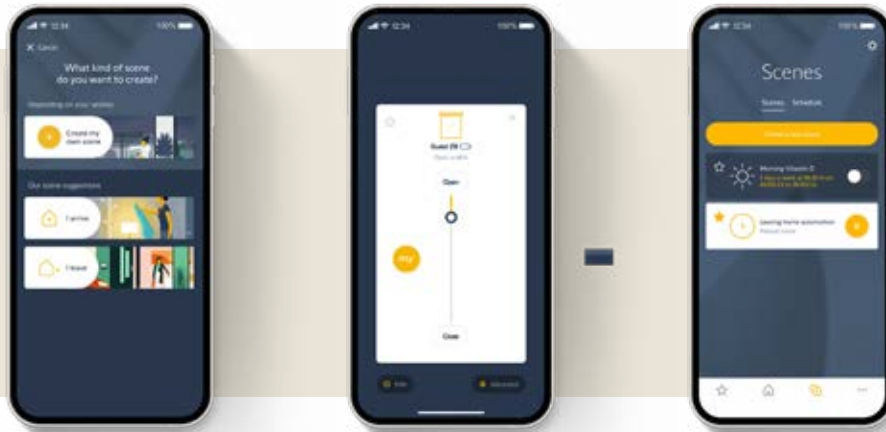
CREATE SCENES and schedules to suit your clients' needs.

ServiceGo simplifies aftersales service

COMING SOON Serv-e-Go is our all-in-one remote monitoring and troubleshooting tool for the Somfy Zigbee ecosystem. Dealers can keep track of all connected installations and provide remote service to clients easier than ever! No need for in-person service requests that can cost valuable time.

Mobile screens are for illustrative purposes only.

Control



GIVE CUSTOMERS COMPLETE CONTROL WITH THE TAHOMA APP

The TaHoma app has been designed for homeowners with a new simple and modern interface, intuitive controls, and added functionality.

- Create customized scenes and schedules to set the mood with a touch of a button or a timed schedule.
- Control individual or groups of shades at home or remotely.
- Easily connect and control multiple smart home devices like lights.

Connected, adaptive, and secure



Simple connectivity for seamless installation

Somfy motors also feature Bluetooth, allowing for a direct connection with or without WiFi for programming installations.



End-to-end reliability for your bottom line

From installation to integrating more hardware down the line, Somfy keeps you moving smoothly with the most forward-looking tech to stay open to new smart home innovations.



Bi-directional communication for user comfort

Help your customers feel in control of their space with real-time status of all their window coverings and precise controls for their preferred position.



The Somfy comfort-driven ecosystem

Hard at work in any smart home

MOTORS



Wide range of motors for shades, blinds, and draperies.

VOICE CONTROL



Works with **Apple Home**
Where applicable




works with **alexa**



works with **Google Home**

TaHoma switch



VERSATILE CONTROL



INTEGRATIONS



Mobile screens are for illustrative purposes only.

TaHoma switch

The central hub that connects and controls the smart home ecosystem – powering the TaHoma app for homeowners and giving them complete control, no matter their preferred smart home ecosystem.

TaHoma app

A single interface that connects the homeowner to their smart home, giving them full control over their window coverings and lighting – with real-time status views of every motor.

Somfy motors

Every Zigbee motor – wired or wireless – offers precise positioning adjustments and easily configured settings directly from the TaHoma app.





A Smart Opportunity for You

Consumer demand for smart home solutions has increased significantly over the past four years, and smart home systems are now present in over 32% of North American households (Berg Insight, 2019).

There has never been a better time to offer smart shading solutions by Somfy to meet customer needs with innovative, efficient and reliable products that fit seamlessly into today's smart home designs.

- Versatile range of motors available for a wide variety of shade and curtain options
- Enhanced outdoor living options with motorized awnings, screens, and pergolas
- Sleek, discreet motor design with quiet operation
- Convenient control of home environment, temperature, light, and glare
- Improved efficiency and reduced energy consumption
- Easy installation and integration with existing smart home systems
- Remote access and monitoring via intuitive app from anywhere, anytime
- No hanging cords — a safer solution for children and pets
- Peace of mind — solutions backed by more than 50 years of Somfy innovation and leadership in the industry

As smart home technologies evolve and expand, Somfy will continue to offer advanced, intuitive solutions to specific smart home integration opportunities and challenges as they emerge. Today and tomorrow, Somfy is smart home-ready.



Intelligent Buildings

Somfy® offers intelligent, integrated solutions designed to save costs and enhance productivity in commercial workspaces by optimizing natural light, maximizing energy efficiency, and improving end-user comfort throughout the year in all climates.

Better Building Performance: Inside and Out	44
Intelligent Building Partners	48
Intelligent Control Solutions	50



Better Building Performance: Inside and Out

Somfy provides designers, builders, and building management professionals with flexible exterior and interior shading solutions that adjust to seasonal elements and easily integrate with a building's lighting, heating, and ventilation systems. Somfy's natural light control automation systems are scalable in design, offered in low voltage, line voltage, or wirefree options, and are perfect for projects of any size or budget.

Increased Well-Being and Comfort

Automated shading systems contribute to meeting two important objectives: maintaining comfortable indoor temperatures for a longer period of time and enabling continuous glare control. The amount of natural light that people have access to is a major influence on temperature regulation, and therefore thermal comfort. Natural light also provides visual comfort, which is essential when performing certain tasks and activities. Automated and intelligently controlled solar shading optimizes natural light, preserving the full spectrum of daylight and diffused light as required.

Energy Savings Meet LEED Requirements

Somfy's innovative, automated solar shading solutions create optimal conditions for greater efficiency. This enables building owners to earn credits toward LEED certification on new construction and renovation projects.







Natural Light Management

Artificial lighting systems account for a significant portion of a building's total electricity consumption and energy costs. Automatic window coverings help reduce this cost by allowing ideal levels of natural light into the inside environment while controlling glare and providing a clear view of the outdoors during daytime hours.

Greater Energy Efficiency

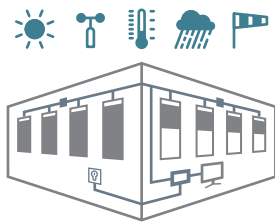
Controlling energy costs in commercial buildings has never been more important. Somfy Intelligent Building solutions promote the use of natural light to help manage indoor comfort through the use of automated solar shading. Integrating these systems with artificial lighting controls increases energy savings by dimming artificial light during the day. Further energy savings can be realized due to lower solar gain in cooling months, which reduces demand on HVAC systems.

Add Value to Building Investment

In addition to enhancing occupant comfort, ongoing reduction of energy costs can help offset the cost of the initial investment for integrated automated shading. Automated shading systems also reduce the handling (and possible mishandling) of shading devices by the building's occupants, extending the life of the shading devices and lowering maintenance costs. Automatic shade devices can also boost security by blocking the view of contents inside when the building is unoccupied, reducing the risk of theft and vandalism.

Scalable Solutions

From single or multiple rooms or floors to an entire building, Somfy's animeo® IP installations are suitable for a wide variety of applications. They provide the flexibility to expand and meet the needs of projects of all sizes and types.



SINGLE ROOM OR SINGLE FLOOR

Automate up to hundreds of motorized shades at a time based on outdoor conditions, or programmed for time-scheduled events, utilizing Somfy Digital Network™ (SDN) technology or Somfy animeo IB+.



MULTIPLE FLOORS OR WHOLE BUILDING

For larger installations, Somfy animeo IP system components easily expand system capacity.

40%

Buildings are responsible for 40% of global energy consumption and 33% of greenhouse gas emissions.¹

38%

HVAC accounts for 38% of a building's energy consumption.²

30%

Well-designed control systems can increase building efficiency up to 30% without the need to upgrade existing appliances.³

35%

In test cases, applying automated shading, daylight harvesting, LED lighting, and advanced lighting controls resulted in lighting energy savings between 35% and 42%.⁴

¹ World Economic Forum / Why buildings are the foundation of an energy-efficient future / Feb 22, 2021 | ² Science Direct / Elsevier Energy Reports / November 2022 | ³ U.S. Department of Energy / Quadrennial Technology Review September 2015 | ⁴ New Buildings Institute / Getting Control of Comfort and Energy: The Benefits of Upgrading to Automated Shades and Advanced Lighting in Commercial Buildings / May 2021

Intelligent Building Partners

Somfy is proud of our robust network of integration partners, collaborating to develop expanded automation solutions for our commercial building customers, today and in the future.

Molex

As a leading provider of electronic components and solutions, Molex views innovation as a tool for solving complex customer challenges. Somfy is integrated into the Molex CoreSync EcoSystem Alliance, powering automated shading solutions for commercial spaces via Power-Over-Ethernet (PoE) technology.

Cisco

Cisco is the worldwide technology leader making the Internet work since 1984. Together, Somfy and Cisco power smart projects that improve building performance and occupant comfort. Cisco's people, products, and partnerships help companies in a variety of industries to securely connect and seize tomorrow's digital opportunities today.

Schneider Electric

Schneider Electric is leading the digital transformation of energy management and automation around the globe. Somfy and Schneider Electric are partners in creating a Connectivity Ecosystem for homes, mid-size buildings, and hotels.

Other Vital Partnerships

Our network of partners in intelligent building systems, networked lighting control, and building automation continues to expand every year.





Intelligent Control Solutions

Somfy offers intelligent motorization solutions that are compatible with most buildings' existing control system technologies – including Network/PoE systems, digital technology, and wired building controls. Choose the right solution that suits your needs; Somfy's Commercial Specification Team will work with you and support your project every step of the way.

Flexibility with a Variety of Building Types

Somfy has experience designing dynamic control solutions based on the unique requirements of virtually any building type, including new and retrofit applications. We are passionate about creating solutions that ensure the best possible working and living conditions.



EDUCATION



HEALTHCARE



HOSPITALITY



OFFICES



RETAIL



TRANSPORTATION



LEISURE



RESIDENTIAL

IT Networking/PoE Technology

Power over Ethernet (PoE) distributes network signals and electrical power to transmit communication over standard low-voltage category cabling to various endpoints including shades, draperies, lighting, HVAC controls, and other networked devices in new or existing projects.

Using PoE technology for shading systems provides a host of advantages and capabilities:

- Delivers both data and power over Cat5e/Cat6 Ethernet cable
- Reduces costs by eliminating the need for AC power infrastructure
- Lowers requirements and dependence on certified electricians for installation
- Decreases cabling costs compared to typical line voltage or specialized low-voltage cable
- Facilitates installation in remote locations

Somfy Motor and Controls Compatibility

MOTOR TYPE	IT NETWORKING	3 DIGITAL TECHNOLOGY OPTIONS			WIRED TECHNOLOGY	
	POWER OVER ETHERNET	IB+ (TOUCHBUCO)	SDN	ANIMEO	WIRED	DRY CONTACT
SONESSE 30 RS485 DC	X		X	X		
SONESSE ULTRA 50 RS485 DC	X		X	X		
IRISMO 35 RS485	X		X			
GLYDEA ULTRA 35 SDN			X			
GLYDEA ULTRA 60 SDN			X			
SONESSE 40 RS485 AC (NEW)			X	X		
SONESSE ULTRA 50 RS485 AC			X	X		
SONESSE 50 RS485 AC			X	X		
LT50 RS485 AC			X	X		
R28 WT		X			X	
SONESSE 40 WT		X			X	
SONESSE 50 WT		X			X	
LS40 WT		X			X	
LT50 WT		X			X	
LT60 WT					X	
SONESSE 30 DCT						X
IRISMO 35 DCT						X



Somfy Digital Network (SDN)

The Somfy Digital Network operates as either a stand-alone option or included in animeo IP systems. SDN components are integrated into a system designed to operate a broad range of products, including roller shades, over a standard RS485 network. Bi-directional communication allows status feedback from each motor on the network in real time. SDN utilizes a bus network architecture so you can establish a remote connection to the system from most locations throughout the building.

A stand-alone SDN scalable shading system, without a system-wide master controller, provides powerful yet economical building solutions:

- Manage unique addresses for each intelligent motor.
- Operate AC line voltage motors and DC low voltage motors on a single intelligent network with no gateway devices required.
- Manufacturers can pre-set upper and lower motor limits, adjustable on-site via handheld device.
- Configure and manage controllers, schedules, and motor groupings from any point in the system's wiring network.
- Each motor automatically aligns itself to a referenced shade position upon receiving a command from the network.

Somfy's energy-saving digital control systems provide optimal control of window coverings based on weather input from sensors, pre-programmed settings, or local user control.



Lowered coverings help prevent heat loss on cooler days during nighttime hours.



Lower window coverings during the warmest part of the day to reduce heat gain.



Digital Technology: animeo IP

Somfy's animeo IP portfolio consists of intelligent building controls, motor controls, local controls, and a full array of sensors and accessories. This complete range of proven solutions ensures maximum functionality and flexibility, as well as a simple installation process. Moreover, our products are naturally compatible with each other to ensure interoperability. Our intelligent solutions to automatically control solar shading will enhance occupants' comfort and well-being while improving the building's energy efficiency:

- Advanced scheduling with the timed-events feature ensures the building is running as efficiently as possible during periods of high occupancy or low occupancy.
- The right balance of wall-mounted keypads, wireless controls, and virtual keypads provides occupants with versatile control over nearby window coverings.
- Sun tracking automates natural light management based on the sun's position and façade direction to minimize glare and maximize effective daylight.
- animeo IP/RS485 technology provides bi-directional status reporting of window covering positions, allowing easy, at-a-glance system status snapshots.
- Intuitive user interface allows simplified commissioning, building management, and technical support with drag-and-drop zone creation and motor discovery.
- Solar Entrance Depth Management adjusts shade height through the day to protect furnishings, maximize daylight, and minimize glare.

Digital Technology: Touch Building Controller

The animeo IB+ Touch Building Controller (Touch Buco™) provides simple, intuitive touch-screen control over a building's shading systems. It is designed for easy, reliable use in small-to-medium commercial buildings, providing a flexible solution that is ideal for single-tenant or multi-tenant offices.

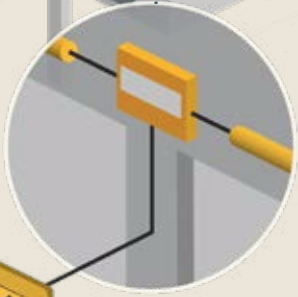
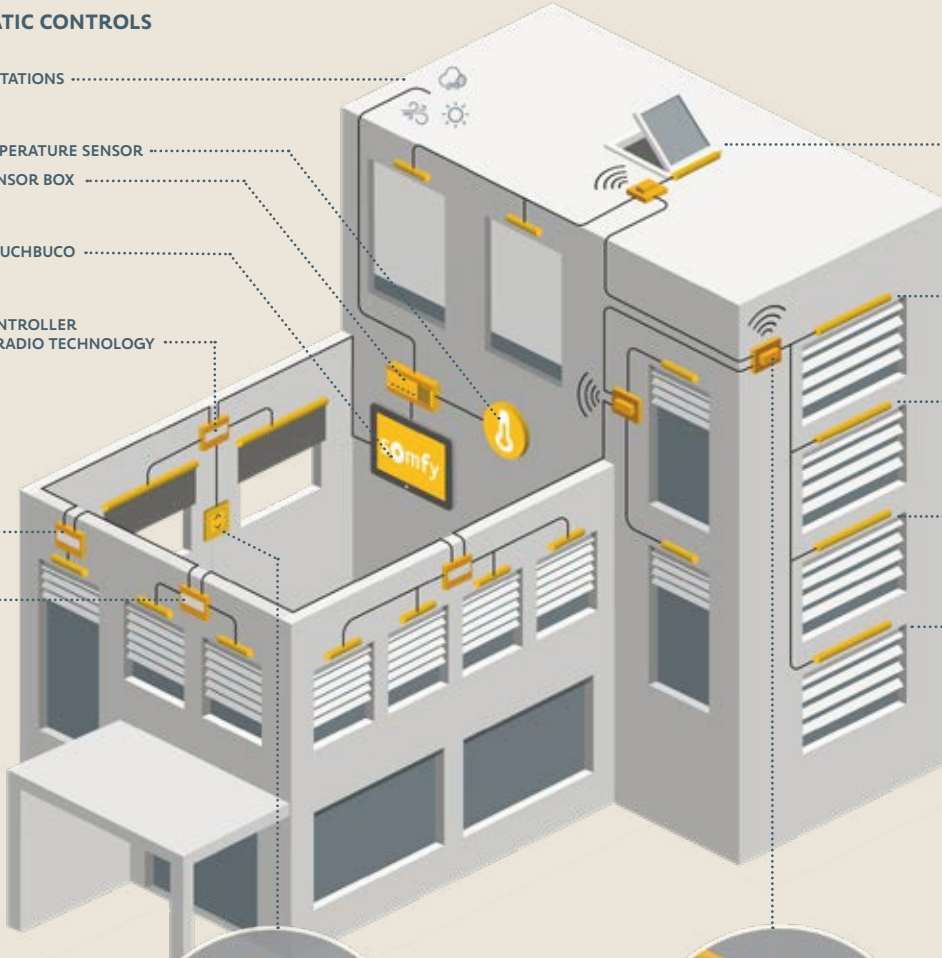
- Up to eight individually configurable zones allowing control of blinds, screens, rolling shutters, and more
- Suitable for use with a variety of interior and exterior window coverings
- Four selectable control modes – from fully automated to occupant control
- Sun tracking control, for optimal visual comfort and energy-saving performance throughout the day
- Retrieval and display of up to three months of data (events, settings, sensors, etc.)
- Compatibility with all animeo IB+ motor controllers and two-wire IB+ bus technology
- Easy, unique allocation of motors and façades with fast software upgrades
- Ready to fit and ready to work: less cabling, quick handling, and equipment that adapts to a changing environment

AUTOMATIC CONTROLS

- WEATHER STATIONS
- INSIDE TEMPERATURE SENSOR
- + INSIDE SENSOR BOX
- 8-ZONE TOUCHBUCO
- MOTOR CONTROLLER
WIRED OR RADIO TECHNOLOGY

MOTORS

- WINDOWS
- ROLLING SHUTTERS
- EXTERIOR SCREENS
- ROLLER SHADES
- HORIZONTAL BLINDS
- CURTAINS



WIRED TECHNOLOGY
with wall-mounted controls



RTS RADIO TECHNOLOGY SOMFY® (RTS)
with the Radio RTS Card (Plug-in Module)
added to the Motor Controller




Wired Technology (WT) Building Control Systems

Standard wired technology controls offer a time-tested and cost-effective solution for many building applications. In new construction or renovations, WT solutions provide simple and reliable control for installations that require less sophisticated management solutions.

A variety of individual control options utilizing DCT or wired switches are available. The common motor options available for wired technology are durable, dependable, and feature a wide variety of torques and speeds for interior or exterior motorized shading applications.

The Somfy Individual Group Control (IGC) 4n1 Motor Controller is a scalable wired device allowing individual and group control for up to four Somfy® Wired Technology (WT) motors.

- Up to three intermediate positions per motor, preset at 25%, 50%, and 75% openness
- Custom intermediate positions set by user with a DecoFlex Dry Contact Keypad (1811402)
- Synchronized control, from a single keypad, of multiple IGC 4n1 Motor Controllers daisy-chained together
- Four keypad ports and two master ports







Power & Network Technologies

Somfy's power supply and networking equipment keeps your projects on the leading edge of innovative technology and cost-saving efficiency. Somfy® continues to improve and evolve with the constant development of new products and technologies to meet the demands of a changing market.

Somfy Digital Network Components	61
Power Over Ethernet (PoE)	66





Somfy Digital Network Components

The Somfy Digital Network (SDN) is the latest generation of busline-enabled intelligent components, integrated into a cost-effective, scalable system to operate blinds, shades, solar screens, projection screens, and other end products over a standard network.


Bi-directional communication provides feedback from each motor on the network, allowing the system to view the position and status of any motor in real time. The SDN network runs over standard network architecture, allowing users to connect to the system from anywhere with internet access.

Data Hub

The Data Hub is a Somfy Digital Network (SDN) bus distribution component which adds five device ports to an SDN bus line. The device ports support wire stubs with a maximum length of 200 feet.

Mini Data Hub

Perfect for smaller-scale applications, Somfy Mini Data Hub connects up to three additional devices to an SDN bus line using industry standard RJ45 connections. It is compatible with most home or building automation systems, including Somfy digital user interfaces and SDN RS485 motors.



Data Panel

Somfy Data Panel is a bus distribution component used to start or grow a Somfy Digital Network (SDN) system. This device adds four isolated bus segments to an SDN system. Each isolated bus segment output supports up to 255 devices, a maximum of 4,000 ft. of bus wiring per segment, and supplies as many as 100 power units. The in-wall or on-wall mountable enclosure offers separated line and low voltage areas for ease of installation.

SDN Keypads

DecoFlex™ Digital Keypads for the Somfy Digital Network (SDN) are intelligent, intuitive control devices that provide a hard-wired, in-wall user interface for stand-alone SDN shading systems. Keypads provide users with a familiar way to adjust their environment for personal comfort.



Somfy animeo® IP Components

Somfy's animeo IP is an automation system for natural light management utilizing Somfy intelligent motorized window coverings, as well as digital keypads and weather sensors. The system's controllers, sensors, and keypads provide automation to new and existing SDN installations, enabling comprehensive solar management as either a stand-alone solution or with third-party control systems. Its intuitive user interface allows for simplified commissioning, building management, and technical support featuring drag-and-drop programming, motor auto discovery, and at-a-glance real-time system status updates.

Somfy animeo® Keypads

Somfy DecoFlex Keypads provide a simple in-wall user interface for animeo IP systems. The keypad offers users a familiar way to adjust their environment for personal comfort without affecting the overall efficiency of the building.







BUILDING CONTROLLER The animeo IP Building Controller features a sophisticated graphical user interface and built-in software applications for managing scheduled events, sun tracking, and virtual web-based keypads. An animeo IP Building Controller is required for every animeo IP installation. For larger animeo IP systems (over 200 motors), animeo IP Sub Controllers must be used.

SUB CONTROLLER The animeo IP Sub Controller expands the system's capacity beyond the initial 200 motors supported by the animeo IP Building Controller. Each additional Sub Controller supports 200 motors.

SENSOR SYSTEMS Somfy animeo IP sensors deliver data on current conditions to the Building Controller in real time, including temperature, light intensity, wind, and weather variables. This allows natural light management systems to react and adjust automatically as conditions change.



Power Over Ethernet (PoE)

Power over Ethernet (PoE) distributes electrical power and communicates data over a single low-voltage cable to shades, draperies, LED lighting, HVAC controls, and other networked devices utilizing the building network as a communications backbone. PoE reduces costs and saves time in new or existing projects by eliminating the need for AC or DC power supplies, and by reducing dependence on electricians or installation.

Sonesse® 30 PoE


Embedded Power over Ethernet technology, makes it simple to integrate and control with third-party systems. It offers maintenance-free operation, no charging or batteries needed. The Sonesse 30 PoE meets the IEEE 802.3 at standard and is directly powered by any 30W PoE switch. This solution also reduces costs and installation time using CAT-5e network cables that do not require an electrician.

PoE Gateway

A key component of Somfy's Power over Ethernet network is the SDN PoE Gateway. The PoE Gateway component can power and control up to four separate motors with a single module and facilitate expansion of PoE technology to power and control shades and draperies — even across longer distances and to hard-to-reach spots.

The PoE Gateway is compatible with the following Somfy motor systems:

- Sonesse® 30 RS485 DC
- Sonesse 50 ULTRA DC RS485
- Irismo™ 35 Mini DC







Interior Applications

For new home applications and retrofit opportunities alike, Somfy® offers smart, simple, easy-to-use natural-light management solutions to suit every project and any end-user need. Each is designed to fit comfortably within virtually any living environment to enhance interior comfort, convenience, and safety year-round.

Smart Technologies	70
Shade & Blind Motors	73
Shade & Blind Accessories	107
Drapery Motors	159
Drapery Accessories	167



Smart Technologies

Somfy-powered shades, blinds, draperies, and screen systems integrate easily with the latest smart home technologies, allowing simple and intuitive control of indoor shading via voice commands or smart device app. Advanced smart control systems, such as TaHoma®, make it easy to program routine actions based on time of day or current light and temperature conditions. Users are able to create scenes that operate multiple functions with one command — such as a “Wake Up” scene that opens roller shades, switches on lights, and plays a music playlist on a smart speaker all at once. They can also program a simple schedule that opens or closes blinds at certain times of the day automatically.

Motorized Blinds, Shades, and Draperies

Now more than ever, people are re-discovering the art of living well at home. Somfy-powered indoor natural-light management products are designed to enhance the lifestyle and enjoyment of the user within their home environment anytime.

CONTROL NATURAL LIGHT Motorized blinds, shades, and draperies allow more than just convenience. Somfy’s custom-made solutions provide the ability to play with light and space within a room to create a mood with one-touch simplicity.

DO NOT DISTURB Our latest lineup of motors for indoor applications are designed for quiet operation when opening and closing. End users can enjoy the silence with fewer distractions.

ENERGY EFFICIENCY Somfy motorized solutions make it easy to reduce energy costs by keeping out the light and heat on the warmest days, and allowing in sunlight and warmth on chilly days.

POWER SOURCE FLEXIBILITY Somfy makes motorized light-management solutions come to life with a choice of power supply options, including the plug-in convenience of AC current, the efficiency of low-voltage DC current, and the flexibility of wirefree™ technology.

RELIABILITY AND PEACE OF MIND Somfy motors are backed by a full five-year warranty.





NOTES



Shade & Blind Motors



Designed for Silence Sonesse offers whisper-quiet operation for those “do not disturb” moments.



Power Options Wired and wirefree, there's a Somfy motor to fit any project.



Privacy Just a quick touch easily creates a secluded retreat from the outside world.



Smart Home Intelligent control systems for convenient, smart home management.



Energy Efficiency Automated control of natural light enables end-users to realize energy savings in all seasons.



Technologies Innovative technologies provide a range of options to meet the most demanding situations.

Sonesse® 40 AC Motors

Radio Technology Somfy® (RTS)



The Sonesse® 40 range is putting window coverings in motion with quiet precision. These motors are ideal for variety of interior window covering applications. Radio Technology Somfy® (RTS) allows wireless radio control of motorized applications via the RTS family of controls.

Quiet Operation

- Features 4 patent-pending designs that help to reduce motor operating sound.
- Brake, rotor, gearbox, and accessories all specially designed to absorb sources of noise.

Wide Range of Solutions

- Compact 40mm design adapts easily to smaller shading hardware, requiring less mounting space.
- Compatible with Somfy's full range of RTS controls and accessories.

Simplified Fabrication and Installation

- Compatible with leading industry hardware solutions.
- Streamlined programming.

Universal Quick Connector

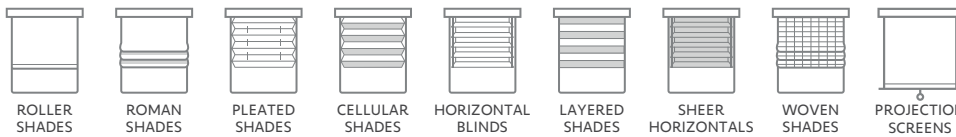
- Molded in white to match connector and cable colors.
- For interior and exterior IP55 (diameter 40 & 50) motors, radio and wired.
- UL recognized for a safe, easy-to-use connection.
- Plug & play extensions (no electrician needed).
- Limited motor SKUs to effectively manage inventory.
- Flexibility to manage extension lengths as needed.



Main functions

M Medium sized blinds
 my Compatible with Variation
 Quick & easy settings
 Electronic end limits
 Remote limit setting
my MY function

Compatible end-products



NAME	HEAD TYPE	TORQUE (Nm)	SPEED (RPM)	INPUT VOLTAGE	RATED CURRENT (AMPS)	MOTOR LENGTH (INCHES)	CABLE LENGTH (FEET)	TECHNOLOGY	ITEM NUMBER
SONESSE® 40 RTS 404S2 RH WITHOUT FAST CONNECTOR	ROUND	4	36	120V AC 60HZ	0.95	20.47	9.84	RTS 433 MHZ	1001636
SONESSE® 40 RTS 404S2 RH WITH FAST CONNECTOR	ROUND	4	36	120V AC 60HZ	0.95	20.47	1.64	RTS 433 MHZ	1240380
SONESSE® 40 RTS 406A2 RH WITH FAST CONNECTOR	ROUND	6	24	120V AC 60HZ	0.95	21.69	1.64	RTS 433 MHZ	1240381
SONESSE® 40 RTS 409R2 RH WITH FAST CONNECTOR	ROUND	9	14	120V AC 60HZ	0.95	21.69	1.64	RTS 433 MHZ	1240382

Sonesse® 40 AC Motors

Standard Motors - Progressive Limit Adjustment



The Sonesse® 40 range is putting window coverings in motion with quiet precision. These motors are ideal for a variety of interior window covering applications.

Quiet Operation

- Features 4 patents pending design features that help to reduce motor operating sound.
- The brake, rotor, gearbox and accessories are all specially designed to absorb sources of noise.

Wide Range of Solutions

- Its compact 40mm design adapts easily to smaller shading hardware, therefore requiring less mounting space.
- Offers standard AC switching via simple wall switch or control module.
- Zero stand-by power consumption.

Simplified Fabrication and installation

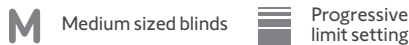
- Compatible with leading industry hardware solutions.
- Simple mechanical limit setting via progressive setting screw means no need for laptop or specific electronic setting tool.

Universal Quick Connector

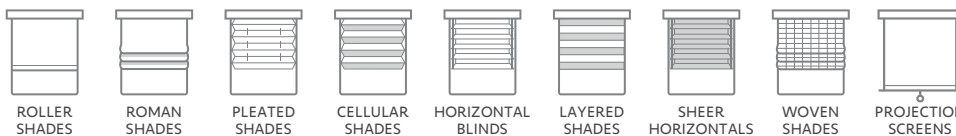
- Molded in white to match connector and cable colors.
- For interior and exterior IP55 (diameter 40 & 50) motors, radio and wired.
- UL recognized for a safe, easy-to-use connection.
- Plug & play extensions (no electrician needed).
- Limited motor SKUs to effectively manage inventory.
- Flexibility to manage extension lengths as needed.



Main functions



Compatible end-products



NAME	HEAD TYPE	TORQUE (Nm)	SPEED (RPM)	INPUT VOLTAGE	RATED CURRENT (AMPS)	MOTOR LENGTH (INCHES)	CABLE LENGTH (FEET)	TECHNOLOGY	ITEM NUMBER
SONESSE® 40 WT 404S2 RH WITHOUT FAST CONNECTOR	ROUND	4	36	120V AC 60HZ	0.95	18.82	6.56	WIRED	1001553
SONESSE® 40 WT 404S2 RH WITH FAST CONNECTOR	ROUND	4	36	120V AC 60HZ	0.95	18.82	1.64	WIRED	1240377
SONESSE® 40 WT 406A2 RH WITH FAST CONNECTOR	ROUND	6	24	120V AC 60HZ	0.95	20.08	1.64	WIRED	1240378
SONESSE® 40 WT 409R2 RH WITH FAST CONNECTOR	ROUND	9	14	120V AC 60HZ	0.95	20.08	1.64	WIRED	1240379

LS40 Altus® AC Motors

Radio Technology Somfy® (RTS)



The LS40 Altus is a universal solution for exterior & interior applications.

Wide Range of Solutions

- Compact 40mm design adapts easily to smaller shading hardware, requiring less mounting space.
- Compatible with Somfy's full range of RTS controls and accessories.

Universal Quick Connector

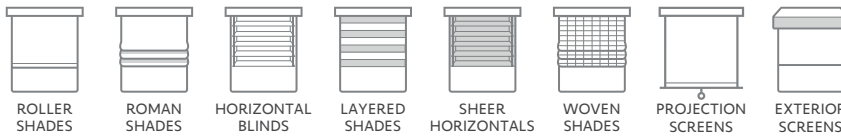
- Molded in white to match connector and cable colors.
- For interior and exterior IP55 (diameter 40 & 50) motors, radio and wired.
- UL recognized for a safe, easy-to-use connection.
- Plug & play extensions (no electrician needed).
- Limited motor SKUs to effectively manage inventory.
- Flexibility to manage extension lengths as needed.



Main functions

- M** Medium sized blinds
- Quick & easy settings
- Electronic end limits
- Remote limit setting
- MY function
- Compatible with rain, sun, & wind sensors

Compatible end-products



NAME	HEAD TYPE	TORQUE (Nm)	SPEED (RPM)	INPUT VOLTAGE	RATED CURRENT (AMPS)	MOTOR LENGTH (INCHES)	CABLE LENGTH (FEET)	TECHNOLOGY	ITEM NUMBER
ALTUS® RTS 404S2 RH WITH FAST CONNECTOR	ROUND	4	36	120V AC 60HZ	0.90	20.47	1.64	RTS 433 MHZ	1240260

Sonesse® ULTRA 50 AC Motors

Radio Technology Somfy® (RTS)



Motorize a wide variety of window coverings to create the perfect environment, and enjoy the peace and serenity provided by the Sonesse® ULTRA. It offers exceptional lifting capacity so users can enjoy powerful operation in a quiet, relaxing setting.

ULTRA Powerful

- Superior torque of up to 6Nm allows the motor to be installed for almost any application on the market.
- Allows for a single Sonesse ULTRA to multi-band up to six shades.

ULTRA Quiet

- Packed with innovations and patented technologies that provide 6Nm of power and an acoustic performance of less than 38dBA.
- Most powerful and quietest motor on the market.

ULTRA Flexible

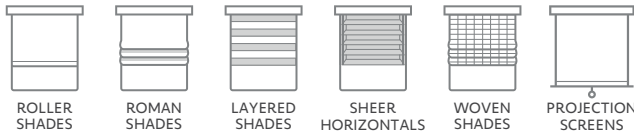
- Available for a variety of control systems, for all types of spatial configurations in commercial and residential buildings, and in both new and renovated projects.
- Radio Technology Somfy® (RTS) allows wireless radio control of motorized applications via the RTS family of controls.



Main functions

- Large window coverings
- Quick & easy settings
- Electronic end limits
- Remote limit setting
- MY function

Compatible end-products



NAME	HEAD TYPE	TORQUE (Nm)	SPEED (RPM)	INPUT VOLTAGE	RATED CURRENT (AMPS)	MOTOR LENGTH (INCHES)	CABLE LENGTH (FEET)	TECHNOLOGY	ITEM NUMBER
SONESSE® ULTRA 506A2 RTS	STAR	6	24	120V AC 60HZ	0.95	32.40	9.84	RTS 433 MHZ	1002562
SONESSE® ULTRA 506A2 RTS RH	ROUND	6	24	120V AC 60HZ	0.95	32.28	9.84	RTS 433 MHZ	1002564

Sonesse® ULTRA 50 AC Motors

Somfy Digital Network™ (SDN) RS485



Motorize a wide variety of window coverings to create the perfect environment, and enjoy the peace and serenity provided by the Sonesse® ULTRA. It offers exceptional lifting capacity so users can enjoy powerful operation in a quiet, relaxing setting.

ULTRA Powerful

- Superior torque of up to 6Nm allows the motor to be installed for almost any application on the market.
- Allows for a single Sonesse ULTRA to multi-band up to six shades.

ULTRA Quiet

- Packed with innovations and patented technologies that provide 6Nm of power and an acoustic performance of less than 38dBA.
- Most powerful and quietest motor on the market.

ULTRA Flexible

- Available for a variety of control systems, for all types of spatial configurations in commercial and residential buildings, and in both new and renovated projects.

Two-way Communication

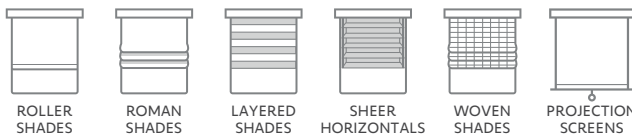
- Offers intelligent two-way communication via the industry standard RS485 for compatibility with the Somfy Digital Network (SDN).
- Easily integrates with third-party control systems.
- Intelligent motors that are controlled and monitored via SDN solutions and the animeo® IP total solar management system.



Main functions

- Large window coverings
- Position feedback
- Quick & easy settings
- Electronic end limits
- Advanced diagnostic

Compatible end-products



NAME	HEAD TYPE	TORQUE (Nm)	SPEED (RPM)	INPUT VOLTAGE	RATED CURRENT (AMPS)	MOTOR LENGTH (INCHES)	CABLE LENGTH (FEET)	TECHNOLOGY	ITEM NUMBER
SONESSE® ULTRA 506A2 RS485	STAR	6	24	120V AC 60HZ	0.95	33.58	9.84	RS485	1002566

Sonesse® ULTRA 50 AC Motors

Standard Motors - Rapid Limit Adjustment



Motorize a wide variety of window coverings to create the perfect environment, and enjoy the peace and serenity provided by the Sonesse® ULTRA. It offers exceptional lifting capacity so users can enjoy powerful operation in a quiet, relaxing setting.

ULTRA Powerful

- Superior torque of up to 6Nm allows the motor to be installed for almost any application on the market.
- Allows for a single Sonesse ULTRA to multi-band up to six shades.

ULTRA Quiet

- Packed with innovations and patented technologies that provide 6Nm of power and an acoustic performance of less than 38dBA.
- Most powerful and quietest motor on the market.

ULTRA Flexible

- Available for a variety of control systems, for all types of spatial configurations in commercial and residential buildings, and in both new and renovated projects.

More Features

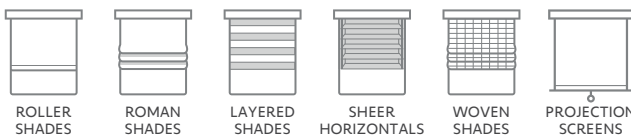
- Easily adjust limits using rapid push-buttons.
- No power consumption when motor is idle.
- Star and round head options available.
- Standard control options include wired wall switches or switching controls.



Main functions

- Large window coverings
- Quick & easy settings
- Rapid limit adjustments

Compatible end-products



NAME	HEAD TYPE	TORQUE (Nm)	SPEED (RPM)	INPUT VOLTAGE	RATED CURRENT (AMPS)	MOTOR LENGTH (INCHES)	CABLE LENGTH (FEET)	TECHNOLOGY	ITEM NUMBER
SONESSE® ULTRA 506A2	STAR	6	24	120V AC 60HZ	0.95	31.42	9.84	WIRED	1002558
SONESSE® ULTRA 506A2 RH	ROUND	6	24	120V AC 60HZ	0.95	31.30	9.84	WIRED	1002560

Sonesse® 50 AC Motors

Radio Technology Somfy® (RTS)



The Sonesse® 50 range puts window coverings in motion with quiet precision. It's an ideal choice for a variety of interior and exterior window covering applications. Radio Technology Somfy® (RTS) allows wireless radio control of motorized applications via the RTS family of controls.

Multiple Applications

- Interior, Exterior, Residential, Commercial, Integrated solutions.

Simple Installation & Setup

- Compatible with leading industry hardware.
- Can be mounted in the bracket six different ways.
- Features a "snap-on" style connection for roller tube adaptors.
- Interchangeable power cords, or a quick connector with extension options, provide multiple power cord lengths to meet installation demands.
- Radio Technology Somfy (RTS) provides wireless commands to eliminate control wiring.
- Limits easily set using a hand-held remote.
- Suitable for tubes diameter 47mm or more (internal diameter)

Wide Compatibility

- Compatible with Somfy's full range of RTS controls and accessories.
- Users can use natural voice and app commands to control motorized products by adding TaHoma.
- Easily integrates with third-party control systems.



Main functions



Large window coverings



Compatible with rain, sun, & wind sensors



Quick & easy settings



Electronic end limits

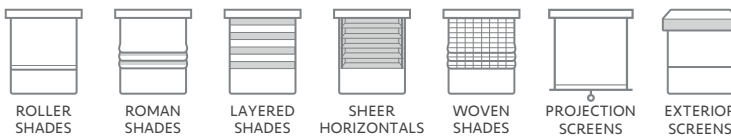


Remote limit setting



MY function

Compatible end-products



NAME	HEAD TYPE	TORQUE (Nm)	SPEED (RPM)	INPUT VOLTAGE	RATED CURRENT (AMPS)	MOTOR LENGTH (INCHES)	CABLE LENGTH (FEET)	TECHNOLOGY	ITEM NUMBER
SONESSE® 50652 RTS	STAR	6	32	120V AC 60HZ	1.20	26.22	9.84	RTS 433 MHZ	1001809
SONESSE® 51052 RTS	STAR	10	32	120V AC 60HZ	1.67	26.22	9.84	RTS 433 MHZ	1001807
SONESSE® 50652 RTS RH	ROUND	6	32	120V AC 60HZ	1.20	26.10	9.84	RTS 433 MHZ	1001806
SONESSE® 51052 RTS RH	ROUND	10	32	120V AC 60HZ	1.67	26.10	9.84	RTS 433 MHZ	1001805

Sonesse® 50 AC Motors

Somfy Digital Network™ (SDN) RS485



Offers an intelligent, two-way wired communication with all the benefits of the Sonesse® range.

Multiple Applications

- Interior, Exterior, Residential, Commercial, and Integrated network solutions.

Simple Installation & Setup

- Compatible with leading industry hardware.
- Can be mounted in the bracket six different ways.
- Features a “snap-on” style connection for roller tube adaptors.
- Interchangeable power cords, or a quick connector with extension options, provide multiple power cord lengths to meet installation demands.
- Limits can be set using addressable network limit settings.
- Suitable for tubes diameter 47mm or more (internal diameter).

Wide Compatibility

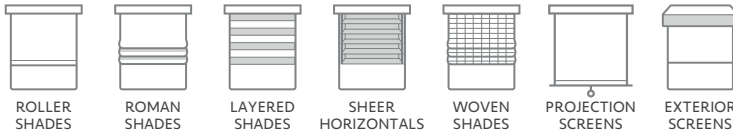
- Compatible with intelligent RS485 technology used with our Somfy Digital Network (SDN).
- Easily integrates with third-party control systems.



Main functions

- Large window coverings
- Position feedback
- Electronic end limits
- Advanced diagnostic

Compatible end-products



NAME	HEAD TYPE	TORQUE (Nm)	SPEED (RPM)	INPUT VOLTAGE	RATED CURRENT (AMPS)	MOTOR LENGTH (INCHES)	CABLE LENGTH (FEET)	TECHNOLOGY	ITEM NUMBER
SONESSE® 506S2 RS485	STAR	6	32	120V AC 60HZ	1.20	26.22	9.84	RS485	1002286
SONESSE® 510S2 RS485	STAR	10	32	120V AC 60HZ	1.66	27.01	9.84	RS485	1002287

Sonesse® 50 AC Motors

Standard Motors - Rapid Limit Adjustment



Experience all the benefits of the Sonesse® range for large multi-banded/coupled window covering applications.

Multiple Applications

- Interior, Exterior, Residential, and Commercial.

Simple Installation & Setup

- Compatible with leading industry hardware.
- Can be mounted in the bracket six different ways.
- Features a “snap-on” style connection for roller tube adaptors.
- Interchangeable power cords, or a quick connector with extension options, provide multiple power cord lengths to meet installation demands.
- Limits can be set using mechanical rapid adjustment.
- Suitable for tubes diameter 47mm or more (internal diameter).

Compatibility

- Compatible with wired control options.
- Easily integrates with third-party control systems.
- No power consumption when motor is idle, a green solution.



Main functions



Large window coverings

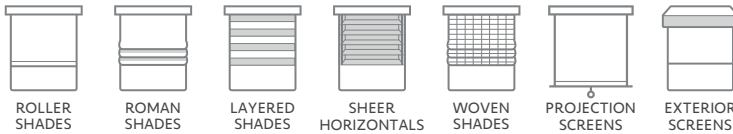


Rapid limit adjustments



Quick & easy settings

Compatible end-products



NAME	HEAD TYPE	TORQUE (Nm)	SPEED (RPM)	INPUT VOLTAGE	RATED CURRENT (AMPS)	MOTOR LENGTH (INCHES)	CABLE LENGTH (FEET)	TECHNOLOGY	ITEM NUMBER
SONESSE® 506S2	STAR	6	32	120V AC 60HZ	1.20	24.25	9.84	WIRED	1001814
SONESSE® 510S2	STAR	10	32	120V AC 60HZ	1.67	24.25	9.84	WIRED	1001813
SONESSE® 506S2 RH	ROUND	6	32	120V AC 60HZ	1.20	24.13	9.84	WIRED	1001812
SONESSE® 510S2 RH	ROUND	10	32	120V AC 60HZ	1.67	24.13	9.84	WIRED	1001810

Sonesse® 50 AC Motors

Standard Motors - Progressive Limit Adjustment



The Sonesse® 50 puts window coverings in motion with quiet precision. This wired motor features mechanical progressive limits, and is ideal for a variety of interior and exterior window covering applications.

Multiple Applications

- Interior, Exterior, Residential, and Commercial.

Simple Installation & Setup

- Compatible with leading industry hardware.
- Can be mounted in the bracket six different ways.
- Features a “snap-on” style connection for roller tube adaptors.
- Interchangeable power cords, or a quick connector with extension options, provide multiple power cord lengths to meet installation demands.
- Limits can be set using mechanical progressive adjustment.
- Power output upon reaching motor limit.
- Suitable for tubes diameter 47mm or more (internal diameter).

Compatibility

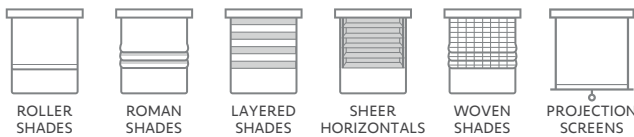
- Compatible with wired control options.
- Easily integrates with third-party control systems.
- No power consumption when motor is idle, a green solution.



Main functions

- Large window coverings
- Progressive limit setting

Compatible end-products



NAME	HEAD TYPE	TORQUE (Nm)	SPEED (RPM)	INPUT VOLTAGE	RATED CURRENT (AMPS)	MOTOR LENGTH (INCHES)	CABLE LENGTH (FEET)	TECHNOLOGY	ITEM NUMBER
SONESSE® 506S2 PS	STAR	6	32	120V AC 60HZ	1.20	24.25	6.56	WIRED	1001800
SONESSE® 506S2 PA	STAR	6	32	120V AC 60HZ	1.20	24.25	0.39	WIRED	1001801
SONESSE® 510S2 PA	STAR	10	32	120V AC 60HZ	1.67	24.25	0.39	WIRED	1002323
SONESSE® 510S2 PS	STAR	10	32	120V AC 60HZ	1.67	24.25	6.56	WIRED	1002324

LT50 AC Motors

Somfy Digital Network™ (SDN) RS485



LT50 AC motors offer intelligent two-way communication.

Multiple Applications

- Internal, External, Residential, Commercial, and Integrated network solutions.

Simple Installation & Setup

- Compatible with leading industry hardware .
- Can be mounted in the bracket six different ways.
- Features a “snap-on” style connection for roller tube adapters.
- Customizable power cord lengths based on installation requirements.
- Limits may be set using progressive screw adjustment buttons, a radio transmitter, or addressable network limit settings.

Easy Integration

- Suitable for tubes diameter 47mm or more (internal diameter)
- Removable cable

Wide Compatibility

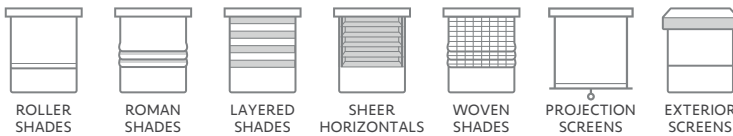
- Compatible with the Somfy Digital Network (SDN)
- Easily integrates with third-party control systems



Main functions

- Large window coverings
- Position feedback
- Electronic end limits
- Advanced diagnostic

Compatible end-products



NAME	HEAD TYPE	TORQUE (Nm)	SPEED (RPM)	INPUT VOLTAGE	RATED CURRENT (AMPS)	MOTOR LENGTH (INCHES)	CABLE LENGTH (FEET)	TECHNOLOGY	ITEM NUMBER
515S2 RS485	STAR	15	38	120V AC 60HZ	1.80	26.89	9.84	RS485	1002427
535A2 RS485	STAR	35	20	120V AC 60HZ	2.10	26.89	9.84	RS485	1002288

Sonesse® 30 DC Motors

Zigbee®



The Sonesse® 30 24V DC Zigbee motor increases motorized shading opportunities. It features a 2Nm powerful lifting capacity utilizing low-voltage DC power to quietly operate small profile shades and is dedicated to a variety of interior applications.

Convenience

- Compatible with a wide range of interior window coverings

Easy integration

- Seamless integration to match any interior décor
- Thin round head for smooth transition into shade and tube profile
- Smaller light gap to minimize light leakage
- Interchangeable head color (white, black, and grey) to match fabric and hardware style and color
- Recessed interchangeable metal adaptor plate compatible with all hardware systems
- Fits small diameter tubes (suitable for an internal diameter of 31mm or more)
- Ideal for small narrow windows to maximize viewable window area
- Low-voltage 24V DC power for safe and easy wiring

Easy programming and adjustment with TaHoma® pro

- Installation and programming done directly from the app: intuitive step-by-step programming instructions
- Integrated button on the motor head allows for leaving the network and full reset
- Acts as a Zigbee® mesh network router to extend radio range
- Dedicated maintenance tool, Serv-e-Go

Reliability and services

- Safe protocol
- Somfy quality & warranty

Open protocol

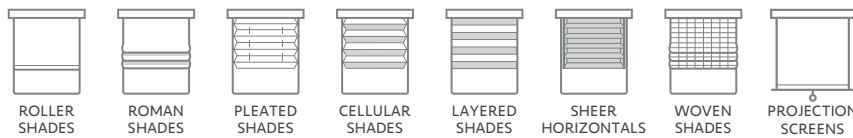
- Native compatibility with Zigbee 3.0 controllers (including Samsung Smartthings)



Main functions

- Soft start-stop
- LED indicator
- Adjustable speed
- Position feedback
- Quick & easy settings
- MY function
- Mesh network
- Works with Apple Home

Compatible end-products



NAME	HEAD TYPE	TORQUE (Nm)	SPEED (RPM)	INPUT VOLTAGE	MOTOR LENGTH (INCHES)	CABLE LENGTH (FEET)	TECHNOLOGY	ITEM NUMBER
SONESSE® 30 24V DC ZIGBEE	ROUND	2	25	24V DC	18.88	0.62	ZIGBEE	1241970

Sonesse® 30 DC Motors

Radio Technology Somfy® (RTS)



Quiet small shade motorization that features interchangeable, colored motor head covers designed to blend into any décor. This motor adapts to any hardware to consistently reduce the light gap.

Expand Opportunities for Success

- Improved sound level that meets our Designed for Silence criteria.
- Fully UL listed motor, meets safety & inspection requirements.
- New style motor head with interchangeable head covers available in 3 different colors (white, grey, and black).
- Ideal for small, narrow windows to maximize viewing area.
- Local control via a simple press of a button directly on the motor head.

Easy to Fabricate & Install

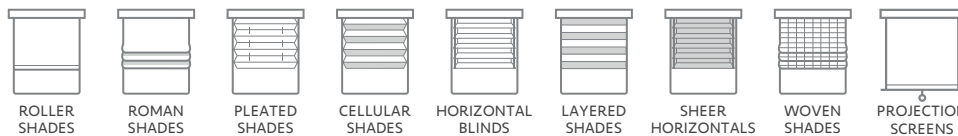
- Low-voltage (24V) for safe and easy wiring.
- Ergonomically friendly manual programming button on the motor head allows easy access and provides local control.
- LED lights provide visual feedback to confirm communication.
- Thin motor head minimizes the light gap.
- Recessed, interchangeable metal adaptor plates are compatible with industry-leading hardware and maintain the reduced light gap.
- Allows wireless radio control of motorized applications via the RTS family of controls.



Main functions

- M** Medium sized blinds
- Soft start-stop**
- LED indicator**
- Adjustable speed**
- Speed control**
- Compatible with Variation**
- Quick & easy settings**
- Remote limit setting**
- MY function**
- Electronic end limits**

Compatible end-products



NAME	HEAD TYPE	TORQUE (Nm)	SPEED (RPM)	INPUT VOLTAGE	RATED CURRENT (AMPS)	MOTOR LENGTH (INCHES)	CABLE LENGTH (FEET)	TECHNOLOGY	ITEM NUMBER
SONESSE® 30 RTS 24V DC	ROUND	2	25	24V DC	0.63	17.61	0.82	RTS 433 MHZ	1241142

Sonesse® 30 DC Motors

Somfy Digital Network™ (SDN) RS485



Quiet small shade motorization featuring interchangeable, colored motor head covers designed to blend into any décor. Adaptable to any hardware to consistently reduce the light gap.



Expand your opportunities for success

- Improved sound level that meets our Designed for Silence criteria.
- Fully UL listed motor, meets safety & inspection requirements.
- New style motor head with interchangeable head covers available in 3 different colors (white, gray & black).
- Ideal for small, narrow windows to maximize viewing area.
- Intelligent motors compatible with Somfy Digital Network two-way, RS485, hard-wired solutions, as well as the animeo IP total solar management system.
- Easily integrates with third-party systems.
- Local control via a simple press of a button directly on the motor head.

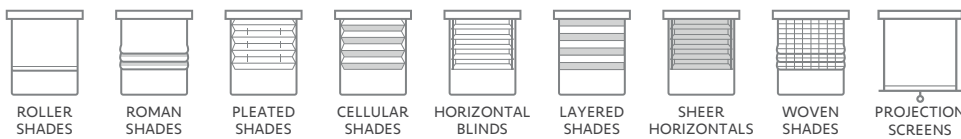
Easy to fabricate & install

- Low-voltage (24V) for safe and easy wiring.
- Ergonomically friendly manual programming button on the motor head allows easy access and provides local control.
- LED lights provide visual feedback to confirm communication.
- Thin motor head also minimizes the light gap.
- Recessed, interchangeable metal adaptor plates are compatible with industry-leading hardware and maintain the reduced light gap.
- Setup and commissioning via RS485 software setting tools.

Main functions

Medium sized blinds	Soft start-stop	LED indicator	Adjustable speed	Speed control
Position feedback	Quick & easy settings	Advanced diagnostic	Electronic end limits	

Compatible end-products



NAME	HEAD TYPE	TORQUE (Nm)	SPEED (RPM)	INPUT VOLTAGE	RATED CURRENT (AMPS)	MOTOR LENGTH (INCHES)	TECHNOLOGY	ITEM NUMBER
SONESSE® 30 RS485 24V DC	ROUND	2	25	24V DC	0.73	18.86	RS485	1241144

Sonesse® 30 DC Motors

Dry Contact



Quiet small shade motorization featuring interchangeable, colored motor head covers designed to blend into any décor. Adaptable to any hardware to consistently reduce the light gap.

Expand your opportunities for success

- Improved sound level that meets our Designed for Silence criteria.
- Fully UL listed motor, meets safety & inspection requirements.
- New style motor head with interchangeable head covers available in 3 different colors (white, gray & black).
- Ideal for small, narrow windows to maximize viewing area.
- Local control via a simple press of a button directly on the motor head.

Easy to fabricate & install

- Low-voltage (24V) for safe and easy wiring.
- Ergonomically friendly manual programming button on the motor head allows easy access and provides local control.
- LED lights provide visual feedback to confirm communication.
- Thin motor head also minimizes the light gap.
- Recessed, interchangeable metal adaptor plates are compatible with industry-leading hardware and maintain the reduced light gap.
- Dry contact connections for simple limit setting and control.



Main functions

- M** Medium sized blinds
- Soft start-stop
- ⊛** LED indicator
- ⚙** Adjustable speed
- ⚙** Speed control
- ⏸** Electronic end limits

Compatible end-products



NAME	HEAD TYPE	TORQUE (Nm)	SPEED (RPM)	INPUT VOLTAGE	RATED CURRENT (AMPS)	MOTOR LENGTH (INCHES)	TECHNOLOGY	ITEM NUMBER
SONESSE® 30 DCT 24V DC	ROUND	2	25	24V DC	0.95	17.61	DCT	1241146

Sonesse® 30 PoE Motor

Power over Ethernet (PoE)



The Sonesse® 30 PoE motor provides innovative control of motorized window treatments using Power over Ethernet, lowering costs and improving efficiency.

Easy integration

- Seamless integration to match any interior decor
- Thin round head for a smooth transition into the shade and tube profile
- Smaller light gap to minimize light leakage
- Interchangeable head color (black and grey) to match fabric, hardware style, and color
- Fits smaller diameter tubes (suitable for internal diameters of 31mm or more)
- Ideal for small, narrow windows to maximize viewable window area

Easy installation

- Single Cat-5e or higher ethernet cable carries power and data
- Ethernet network cabling that does not require a qualified electrician
- UL listed
- IEEE 802.3 at Type2 (30W) power requirement
- Low voltage power for safe and easy wiring
- Up to 328 feet from the PoE switch to the motor

Easy setting

- Connect directly to the motor via a web GUI (no physical setting tool required)
- Somfy Synergy™ API available for easy driver development
- Soft stop and soft start independently adjustable
- Adjustable speed, independently adjustable in each direction

Secure protocol

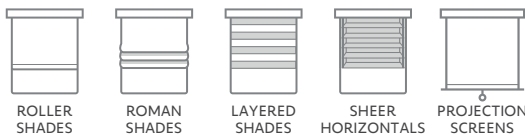
- Certificate + PIN code to secure TCP/TLS AES-128 encryption over UDP.
- Somfy Synergy™ API
- CoAP
- Manufacturer Usage Description (MUD) file available for secure network configurations



Main functions

- Adjustable speed
- Position feedback
- Speed control
- LED indicator
- Soft start-stop

Compatible end-products



NAME	HEAD TYPE	TORQUE (Nm)	SPEED (RPM)	INPUT VOLTAGE	RATED CURRENT (AMPS)	MOTOR LENGTH (INCHES)	TECHNOLOGY	ITEM NUMBER
SONESSE® 30 POE	ROUND	1.5	25	48V DC	0.38	18.88	POE	1241147

Sonesse® ULTRA 50 DC Motors

Radio Technology Somfy® (RTS)



Motorize a wide variety of window coverings to create the perfect environment and enjoy the peace and serenity provided by the Sonesse® ULTRA. It offers exceptional lifting capacity so users can enjoy powerful operation in a quiet and relaxing environment.

ULTRA Powerful

- Superior torque of up to 4Nm allows the motor to be installed for almost any application on the market.
- Allows for a single Sonesse ULTRA to multi-band up to six shades.

ULTRA Quiet

- Packed with innovations and patented technologies that provide 4Nm of power and an acoustic performance of less than 38dBA.
- Most powerful and quietest motor on the market.

ULTRA Flexible

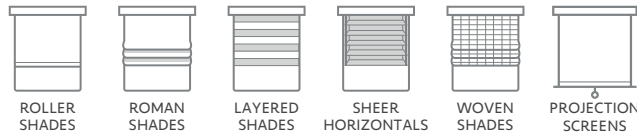
- Available for a variety of control systems, for all types of spatial configurations in commercial and residential buildings, in both new and renovated projects.
- Allows wireless radio control of motorized applications via the RTS family of controls.



Main functions

- Large window coverings
- Soft start-stop
- LED indicator
- Adjustable speed
- Speed control
- Quick & easy settings
- MY function
- Remote limit setting
- Electronic end limits

Compatible end-products



NAME	HEAD TYPE	TORQUE (Nm)	SPEED (RPM)	INPUT VOLTAGE	RATED CURRENT (AMPS)	MOTOR LENGTH (INCHES)	CABLE LENGTH (FEET)	TECHNOLOGY	ITEM NUMBER
SONESSE® ULTRA 504 A8 DC RTS	SQUARE	4	25	24V DC	1.50	31.50	0.66	RTS 433 MHZ	1134023

Sonesse® ULTRA 50 DC Motors

Somfy Digital Network™ (SDN) RS485



Motorize a wide variety of window coverings to create the perfect environment and enjoy the peace and serenity provided by the Sonesse® ULTRA. It offers exceptional lifting capacity so users can enjoy powerful operation in a quiet and relaxing environment.

ULTRA Powerful

- Superior torque of up to 4Nm allows the motor to be installed for almost any application on the market.
- Allows for a single Sonesse ULTRA to multi-band up to six shades.

ULTRA Quiet

- Packed with innovations and patented technologies that provide 4Nm of power and an acoustic performance of less than 38dBA.
- Most powerful and quietest motor on the market.

ULTRA Flexible

- Available for a variety of control systems, for all types of spatial configurations in commercial and residential buildings, in both new and renovated projects.

More Features

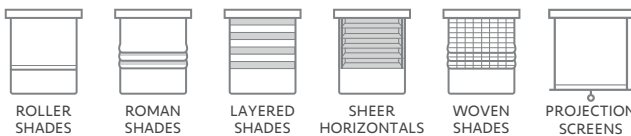
- Intelligent, two-way communication via the industry standard RS485.
- Integrates with third-party control systems.
- Compatible with animeo® IP total solar management system.



Main functions

Large window coverings	Soft start-stop	LED indicator	Adjustable speed	Speed control
Position feedback	Quick & easy settings	Electronic end limits	Advanced diagnostic	

Compatible end-products



NAME	HEAD TYPE	TORQUE (Nm)	SPEED (RPM)	INPUT VOLTAGE	RATED CURRENT (AMPS)	MOTOR LENGTH (INCHES)	CABLE LENGTH (FEET)	TECHNOLOGY	ITEM NUMBER
SONESSE® ULTRA 504 A8 DC RS485	SQUARE	4	25	24V DC	1.50	31.50	0.66	RS485	1134022

Roll Up Wired R28 DC Motors

Standard Motors - Rapid Limit Adjustment



Users set blinds and shades in motion using low-voltage wiring which does not require an electrician.

Comfort & Convenience

- Conveniently manage glare.
- Protect furnishings from harmful rays.
- No unsightly lift cords which makes it safer for children and pets.

Energy Savings

- Easily control the amount of sunlight entering the home or building.

Easy to Install

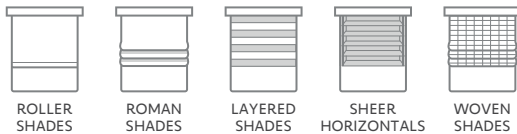
- Flexible wiring thanks to an adjustable cable and plug-in connector.
- Limit end stops adjustable individually with two independent switches.



Main functions

- S** Small window coverings
- Speed control
- Rapid limit adjustments

Compatible end-products



NAME	HEAD TYPE	TORQUE (Nm)	SPEED (RPM)	INPUT VOLTAGE	RATED CURRENT (AMPS)	MOTOR LENGTH (INCHES)	CABLE LENGTH (FEET)	TECHNOLOGY	ITEM NUMBER
ROLL UP WIRED R28 (PIN MOUNT)	ROUND	0.8	30	24V DC	0.32	11.54	0.98	WIRED	1002832
ROLL UP WIRED R28 (EAR MOUNT)	ROUND	0.8	30	24V DC	0.32	11.54	0.98	WIRED	1002833
ROLL UP WIRED R28 (STARHOLE MOUNT)	ROUND	0.8	30	24V DC	0.32	11.54	0.98	WIRED	1002834

Roll Up 24 WireFree™ (Li-ion) Motor

Radio Technology Somfy® (RTS)



The Roll Up 24 is a compact motor that is ideal for applications requiring minimal spacing, such as narrow window openings. It features a built-in rechargeable Li-ion battery for easy maintenance and cost efficiency.

Main Features

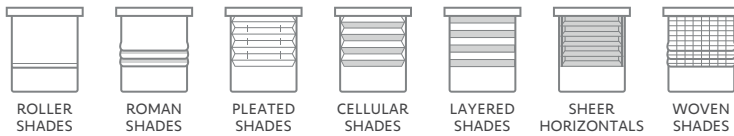
- Discreet, compact design to accommodate today's high-performance energy-efficient windows.
- Slow start and stop produces elegant shade movement.
- Compatible with roller/solar shades, Roman shades, woven shades, sheer horizontals, zebra/layered shades and horizontal blinds.
- Wirefree solution for areas where wiring can be costly.
- Backed by Somfy's 5-year warranty.
- Solar charging option.
- ESD Immunity.



Main functions

Small window coverings	Built-in battery	Soft start-stop	LED indicator	Adjustable speed
Speed control	Compatible with Variation	Compatible with solar charging	MY function	Remote limit setting

Compatible end-products



NAME	HEAD TYPE	TORQUE (Nm)	SPEED (RPM)	INPUT VOLTAGE	RATED CURRENT (AMPS)	MOTOR LENGTH (INCHES)	TECHNOLOGY	ITEM NUMBER
ROLL UP 24 WIREFREE™ RTS (LI-ION)	ROUND	0.55	38	12V DC	0.90	18.50	RTS 433 MHZ	1240278

Sonesse® 28 WireFree (Li-ion) Motors

Zigbee®



The Sonesse® 28 WireFree Zigbee (Li-ion) is a designed for silence wirefree motor dedicated to a wide range of interior window coverings. It features a built-in rechargeable lithium-ion battery for easy installation, minimal maintenance and enhanced aesthetics.

Convenience

- Compatible with a wide range of interior window coverings

Easy installation

- No wiring or external batteries

Easy programming and adjustment with TaHoma® pro

- Installation and programming done directly from the app: intuitive step-by-step programming instructions
- Integrated button on the motor head allows for leaving the network and full reset
- Dedicated maintenance tool, Serv-e-Go

Reliability and services

- Highly secure protocol
- Premium, quality battery that can be replaced
- Somfy quality & warranty

Open protocol

- Native compatibility with Zigbee 3.0 controllers (including Samsung Smartthings)



Main functions



Built-in battery



Battery level feedback



Soft start-stop



LED indicator



Adjustable speed



Compatible with solar charging



Position feedback



Quick & easy settings



MY function



Compatible end-products



ROLLER SHADES



ROMAN SHADES



PLEATED SHADES



CELLULAR SHADES



LAYERED SHADES



SHEER HORIZONTALS



WOVEN SHADES

NAME	TORQUE (Nm)	SPEED (RPM)	INPUT VOLTAGE	RATED CURRENT (AMPS)	MOTOR LENGTH (INCHES)	TECHNOLOGY	ITEM NUMBER
SONESSE® 28 WIREFREE ZIGBEE (LI-ION)	1.1	20	12V DC	0.65	21.50	ZIGBEE	1241755

Sonesse® 28 WireFree (Li-ion) Motors

Radio Technology Somfy® (RTS)



A Designed for Silence, wirefree motor that features improved sound performance.

Main Features

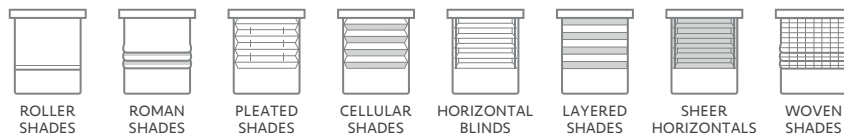
- Designed for Silence sound level
- Built-in rechargeable lithium-ion battery
- Recessed programming button
- Improved, smaller diameter head design
- Solar charging option
- ESD immunity
- Uses Sonesse 30 WireFree crown & drive adaptors



Main functions

Medium sized blinds	Built-in battery	Soft start-stop	LED indicator	Adjustable speed
Speed control	Compatible with Variation	Compatible with solar charging	MY function	Remote limit setting

Compatible end-products



NAME	HEAD TYPE	TORQUE (Nm)	SPEED (RPM)	INPUT VOLTAGE	RATED CURRENT (AMPS)	MOTOR LENGTH (INCHES)	TECHNOLOGY	ITEM NUMBER
SONESSE® 28 WIREFREE RTS (LI-ION)	ROUND	1.1	20	12V DC	0.75	21.50	RTS 433 MHZ	1003297

Roll Up 28 WireFree™ (Li-ion) Motors

Radio Technology Somfy® (RTS)



The Roll Up 28 offers an improved motor design featuring embedded lithium-ion technology.

Ease of Installation

- Improved redesigned motorhead.
- Recessed programming button on the motor head.
- LED low battery indicator.
- Adjustable speed for precise control.

User Comfort & Convenience

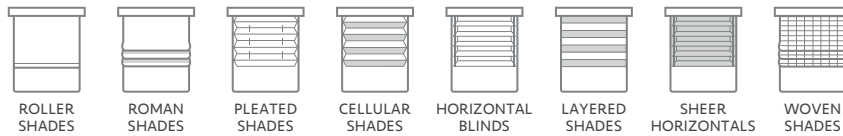
- Improved sound level.
- Removeable charging cable.
- Compatible with solar charging options.
- Operates with simple voice commands using TaHoma.
- Solar charging option.
- ESD Immunity.



Main functions

Medium sized blinds	Built-in battery	Soft start-stop	LED indicator	Adjustable speed
Speed control	Compatible with Variation	Compatible with solar charging	MY function	Remote limit setting

Compatible end-products



NAME	HEAD TYPE	TORQUE (Nm)	SPEED (RPM)	INPUT VOLTAGE	RATED CURRENT (AMPS)	MOTOR LENGTH (INCHES)	TECHNOLOGY	ITEM NUMBER
ROLL UP 28 WIREFREE™ RTS V2 (LI-ION)	ROUND	1.1	20	12V DC	1.10	21.38	RTS 433 MHZ	1241150

Sonesse® ULTRA 30 WireFree (Li-ion) Motors

Zigbee®



The Sonesse® ULTRA 30 WireFree Zigbee (Li-ion) increases motorized shading opportunities with Somfy's 2Nm ultra-strong wirefree motor for interior shades. Its ultra-quiet and ultra-reliable performance also features a built-in, rechargeable lithium-ion battery to eliminate wiring and provide convenience to installers and end users.

Convenience

- Compatible with a wide range of interior window coverings

Easy installation

- No wiring or external batteries

Easy programming and adjustment with TaHoma® pro

- Installation and programming done directly from the app: intuitive step-by-step programming instructions
- Integrated button on the motor head allows for leaving the network and full reset
- Dedicated maintenance tool, Serv-e-Go

Reliability and services

- Highly secure protocol
- Premium, quality battery that can be replaced
- Somfy quality & warranty

Open protocol

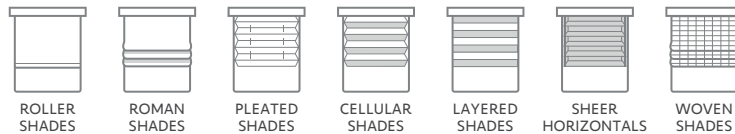
- Native compatibility with Zigbee 3.0 controllers (including Samsung Smartthings)



Main functions

Built-in battery	Battery level feedback	Soft start-stop	LED indicator	Adjustable speed
Compatible with solar charging	Position feedback	Quick & easy settings	MY function	Works with Apple Home

Compatible end-products



NAME	INPUT VOLTAGE	RATED CURRENT (AMPS)	MOTOR LENGTH (INCHES)	TECHNOLOGY	ITEM NUMBER
SONESSE® ULTRA 30 WIREFREE ZIGBEE (LI-ION)	12V DC	1.25	25.59	ZIGBEE	1241752

Sonesse® ULTRA 30 WireFree (Li-ion) Motors

Radio Technology Somfy® (RTS)



The Sonesse ULTRA 30 features a built-in rechargeable lithium-ion battery which means no wiring for installers, minimal maintenance for users! It offers a powerful 2 Nm lifting capacity making it an ultra-quiet and ultra-reliable solution for larger interior shades.

Main Features

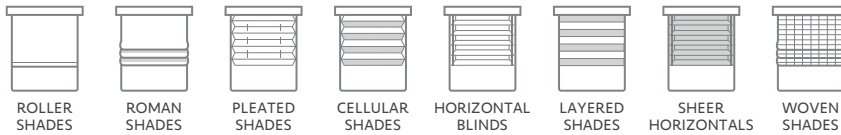
- Ultra-quiet operation.
- Built-in rechargeable lithium-ion battery.
- Improved redesigned motorhead.
- LED low battery indicator.
- Removable charging cable.
- Smooth motion with adjustable speed control.
- Compatible with the Situo® 5 Variation RTS remote for precise tilt control.
- Slow start/stop with adjustable speed control.
- Solar charging option.
- ESD immunity.
- Operates with simple voice commands using TaHoma.



Main functions

Large window coverings	Built-in battery	Soft start-stop	LED indicator	Adjustable speed
Speed control	Compatible with Variation	Compatible with solar charging	MY function	Remote limit setting

Compatible end-products



NAME	HEAD TYPE	TORQUE (Nm)	SPEED (RPM)	INPUT VOLTAGE	RATED CURRENT (AMPS)	MOTOR LENGTH (INCHES)	TECHNOLOGY	ITEM NUMBER
SONESSE® ULTRA 30 WIREFREE RTS (LI-ION)	ROUND	2	20	12V DC	1.50	25.59	RTS 433 MHZ	1003310

Sonesse® 40 WireFree (Li-ion) Motor

Radio Technology Somfy® (RTS)



The Sonesse 40 WireFree is a quiet and powerful motor for a wide range of interior window covering applications. It features a rechargeable built-in lithium-ion battery and a powerful lifting capacity for larger shades.

Main Features

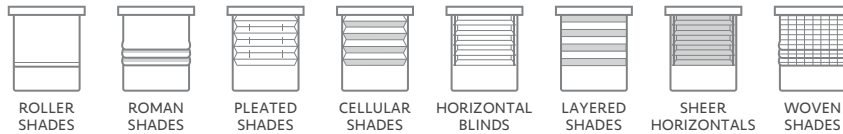
- Compact 40mm design easily adapts to smaller shading hardware.
- Built-in rechargeable lithium-ion battery.
- Redesigned discreet motor head.
- Recessed programming button.
- Removable charging cable.
- Solar charging option.
- ESD immunity.



Main functions

Large window coverings	Built-in battery	Soft start-stop	LED indicator	Adjustable speed
Speed control	Compatible with Variation	Compatible with solar charging	MY function	Remote limit setting

Compatible end-products



NAME	HEAD TYPE	TORQUE (Nm)	SPEED (RPM)	INPUT VOLTAGE	RATED CURRENT (AMPS)	MOTOR LENGTH (INCHES)	TECHNOLOGY	ITEM NUMBER
SONESSE® 40 WIREFREE RTS (LI-ION)	ROUND	3	20	12V DC	1.70	25.59	RTS 433 MHZ	1240485

Sonesse® 28 WireFree (External Battery) Motors

Zigbee®



The Sonesse 28 WF Zigbee is a connected WireFree™ motor, extremely compact and surprisingly quiet. It is powered by an external rechargeable Li-ion battery pack for a easier maintenance.

Convenience

- A compact solution adapts to narrow window openings

Easy programming and adjustment with TaHoma® pro

- Installation and programming done directly from the app: intuitive step-by-step programming instructions
- Integrated button on the motor head allows for leaving the network and full reset
- Dedicated maintenance tool, Serv-e-Go

Reliability and services

- Highly secure protocol
- Somfy quality & warranty

Open protocol

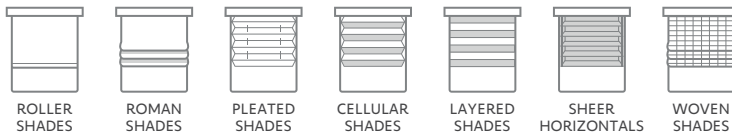
Native compatibility with Zigbee 3.0 controllers (including Samsung Smartthings)



Main functions

External battery	Battery level feedback	Soft start-stop	LED indicator	Adjustable speed
Compatible with solar charging	Position feedback	Quick & easy settings	MY function	Works with Apple Home

Compatible end-products



NAME	INPUT VOLTAGE	RATED CURRENT (AMPS)	MOTOR LENGTH (INCHES)	TECHNOLOGY	ITEM NUMBER
SONESSE® 28 WIREFREE ZIGBEE (EXTERNAL BATTERY)	12V DC	0.65	13.70	ZIGBEE	1241754

Sonesse® 28 WireFree (External Battery) Motors

Radio Technology Somfy® (RTS)



The Sonesse 28 WireFree is a Designed for Silence motor with an improved sound level. It provides the ultimate in quiet performance and is perfect for today's decorative shading solutions.

Increase Opportunities

- Compact for smaller window openings.
- Smooth motion with adjustable speed control.
- LED low battery indicator.

Comfort & Convenience for Users

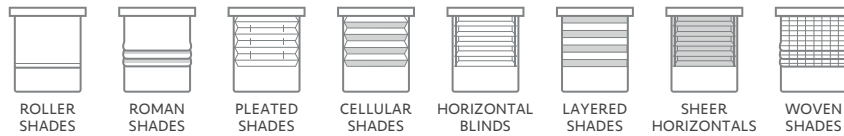
- Designed for Silence, to minimize noise during operation.
- Improved, smaller diameter head design.
- Optional power supply.
- Solar charging option.
- ESD Immunity.



Main functions

Medium sized blinds	External battery	Soft start-stop	LED indicator	Adjustable speed
Speed control	Compatible with Variation	Compatible with solar charging	MY function	Remote limit setting

Compatible end-products



NAME	HEAD TYPE	TORQUE (Nm)	SPEED (RPM)	INPUT VOLTAGE	RATED CURRENT (AMPS)	MOTOR LENGTH (INCHES)	CABLE LENGTH (FEET)	TECHNOLOGY	ITEM NUMBER
SONESSE® 28 WIREFREE RTS (EXTERNAL BATTERY)	ROUND	1.1	20	12V DC	1.10	13.70	0.98	RTS 433 MHZ	1241230

Roll Up 28 WireFree™ (External Battery) Motors

Radio Technology Somfy® (RTS)



The Roll Up 28 WireFree offers an improved motor design and optional lithium-ion external battery power.

Ease of installation

- Improved redesigned motorhead.
- Recessed programming button on the motor head.
- LED low battery indicator.
- Adjustable speed control.

User Comfort & Convenience

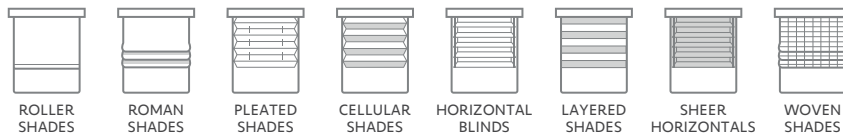
- Improved sound level provides enhanced performance.
- Compatible with solar charging options to harness the energy of the sun.
- Operates with simple voice commands using TaHoma.



Main functions

- M** Medium sized blinds
- External battery
- Soft start-stop
- LED indicator
- Adjustable speed
- Speed control
- Compatible with Variation
- Compatible with solar charging
- MY function
- Remote limit setting

Compatible end-products



NAME	HEAD TYPE	TORQUE (Nm)	SPEED (RPM)	INPUT VOLTAGE	RATED CURRENT (AMPS)	MOTOR LENGTH (INCHES)	CABLE LENGTH (FEET)	TECHNOLOGY	ITEM NUMBER
ROLL UP 28 WIREFREE™ RTS V2 (EXTERNAL BATTERY)	ROUND	1.1	20	12V DC	1.10	12.83	0.98	RTS 433 MHZ	1241162

Cord Lift WireFree™ Motors

Zigbee®



The Cord Lift 25 WireFree™ Zigbee (External Battery) is a dual-shaft smart motor specifically designed for Cord Lift applications. It is powered by an external lithium-ion rechargeable battery pack or plug-in wall power supply.

Easy integration

- Suitable for headrails at least 25 x 25mm wide
- Dual-shaft motor for a central position in the headrail

Simple installation

- Save money & time, no need for electrical wiring

Dedicated setting tool with TaHoma® pro app and maintenance tool Serv-e-Go

- Limit settings can be done directly from the app via step-by-step programming instructions
- Advanced settings available: soft start & stop, speed
- Maintenance service with Serv-e-Go: remote diagnostics

Reliability and profitability

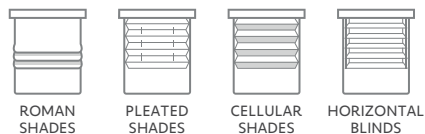
- Highly secure protocol
- Somfy quality & 5-year warranty
- Open protocol
- Native compatibility with Zigbee 3.0 controllers (including Samsung Smartthings)



Main functions

External battery	Battery level feedback	Soft start-stop	LED indicator	Adjustable speed
Compatible with solar charging	Position feedback	Quick & easy settings	MY function	Works with Apple Home

Compatible end-products



NAME	TORQUE (Nm)	SPEED (RPM)	INPUT VOLTAGE	RATED CURRENT (AMPS)	MOTOR LENGTH (INCHES)	TECHNOLOGY	ITEM NUMBER
CORD LIFT 25 WIREFREE™ ZIGBEE (EXTERNAL BATTERY)	0.8	30	12V DC	0.85	7.76	ZIGBEE	1241780



Cord Lift WireFree™ Motors

Radio Technology Somfy® (RTS)

This battery powered motor installs in minutes and is perfect for hard-to-reach window coverings and areas where wiring may be a challenge.

Main Features

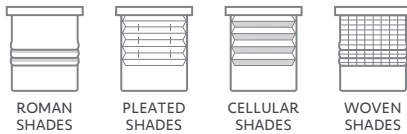
- Great for interior cord-lift applications.
- Installs in minutes and doesn't require an electrician.
- Flexible power and control options.
- Superior quality, backed by 5-year warranty.



Main functions

- Medium sized blinds
- External battery
- Speed control
- Compatible with Variation
- Compatible with solar charging
- Remote limit setting
- MY function

Compatible end-products



NAME	TORQUE (Nm)	SPEED (RPM)	INPUT VOLTAGE	RATED CURRENT (AMPS)	MOTOR LENGTH (INCHES)	CABLE LENGTH (FEET)	TECHNOLOGY	ITEM NUMBER
CORD LIFT WIREFREE™ CL32 RTS MOTOR	0.34	72	12V DC	1.70	4.51	0.98	RTS 433 MHZ	1002422
CORD LIFT WIREFREE™ TL25 MOTOR	0.8	30	12V DC	0.85	7.76	0.98	RTS 433 MHZ	1003294

Tilt WireFree™ Motors

Zigbee®



The Tilt 50 WireFree™ Through-Shaft Zigbee (External Battery) is a through-shaft smart motor specifically designed for tilting 2-inch horizontal blinds. It is powered by an external lithium-ion rechargeable battery pack or plug-in power supply.

Easy integration

- Suitable for headrails at least 50mm wide
- Through-shaft motor allows for a central position in the headrail providing a wider application scope (applicable to retrofit applications)
- No hardware modifications required for horizontal blinds

Simple installation

- Save money & time, no need for electrical wiring

Dedicated setting tool with TaHoma® pro app and maintenance tool Serv-e-Go

- Limit settings can be done directly from the app via step-by-step programming instructions
- Advanced setting available for soft start & stop, speed adjustment, etc.
- Maintenance service with Serv-e-Go: remote diagnostics

Reliability and profitability

- Highly secure protocol
- Somfy quality & 5-year warranty
- Open protocol
- Native compatibility with Zigbee® 3.0 controllers (including Samsung Smartthings)



Main functions

External battery	Battery level feedback	Soft start-stop	LED indicator	Adjustable speed
Compatible with solar charging	Position feedback	Quick & easy settings	MY function	Central mount

Compatible end-products



NAME	TORQUE (Nm)	SPEED (RPM)	INPUT VOLTAGE	RATED CURRENT (AMPS)	MOTOR LENGTH (INCHES)	TECHNOLOGY	ITEM NUMBER
TILT 50 WIREFREE™ THROUGH-SHAFT ZIGBEE (EXTERNAL BATTERY)	1	10	12V DC	0.45	4.06	ZIGBEE	1241783



Tilt WireFree™ Motors

Radio Technology Somfy® (RTS)

The Tilt WireFree has been specifically designed for tilting 2" horizontal blinds. When combined with the new Situø 5 Variation RTS remote, users can incrementally adjust slat positioning for precise control of natural lighting.

Main Features

- Improved sound performance.
- Battery-operated.
- Built-in power cable and integrated programming button.
- Through-shaft design simplifies the fabrication process, no modification of tilt rod required.
- Allows for a wider application scope (wood, faux, composite, and metal blinds).
- Increased retrofit possibilities.
- Solar charging options.



Main functions

- Medium sized blinds
- External battery
- Soft start-stop
- LED indicator
- Adjustable speed
- Speed control
- Compatible with Variation
- Central mount
- MY function
- Remote limit setting


Compatible end-products



HORIZONTAL BLINDS

NAME	TORQUE (Nm)	SPEED (RPM)	INPUT VOLTAGE	RATED CURRENT (AMPS)	MOTOR LENGTH (INCHES)	CABLE LENGTH (FEET)	TECHNOLOGY	ITEM NUMBER
TILT 50 WIREFREE™ THROUGH-SHAFT RTS	1	10	12V DC	0.45	4.06	0.98	RTS 433 MHZ	1240276

Shade & Blind Accessories



Tubes



Cables



Crowns & Drives



Motor Plates











Brackets

400 Series Accessories





Power Cables

NAME	ITEM NUMBER		NAME	ITEM NUMBER	
4-Conductor Motor Cable SJTW (Sold per Foot)	9012110		NEMA Power Plug Not Installed for Sonesse® 40 motor (RTS Version Only)	9017447	
3-Conductor Motor Cable SJTW (Sold per Foot)	9012111				

Power Cables - 3-Conductor Fast Connector & Extensions

NAME	ITEM NUMBER		NAME	ITEM NUMBER	
Fast Connector Extension Cable 3C SJTW with NEMA Plug - 10.4 ft.	9020791		Fast Connector Extension Cable 3C SJTW with NEMA Plug - 4.4 ft.	9021114	
Fast Connector Extension Cable 3C SJTW with NEMA Plug - 18 ft.	9020792		Fast Connector Extension Cable 3C SJTW with NEMA Plug - 8.4 ft.	9021115	
Fast Connector Extension Cable 3C SJTW with NEMA Plug - 24 ft.	9020793		Fast Connector Extension Cable 3C SJTW without NEMA Plug - 8.4 ft.	9021157	
Fast Connector Extension Cable 3C SJTW with NEMA Plug - 1.4 ft.	9021113		Panel Mount, 3C Female Fast Connector	9026398	

Power Cables - 4-Conductor Fast Connector & Extensions


















NAME	ITEM NUMBER		NAME	ITEM NUMBER	
Fast Connector Extension Cable 4C SJTW - 4.4 ft.	9021117		Fast Connector Extension Cable 4C SJTW - 16.4 ft.	9021120	
Fast Connector Extension Cable 4C SJTW - 8.4 ft.	9021118		Fast Connector Extension Cable 4C SJTW - 22.4 ft.	9021121	

Power Cables - 4-Conductor Anderson & Wago Connectors

NAME	ITEM NUMBER		NAME	ITEM NUMBER	
Tool for WAGO AC Quick Connector	9027663		Grey WAGO AC Quick Connector (4 pins)	9027664	

400 Series Accessories

Crowns & Drives


NAME	ITEM NUMBER		NAME	ITEM NUMBER	
Crown and Drive Set (Somfy 40mm x 1.5mm Round Tube)	9012224		Crown Adaptor (for 40mm x 1mm Round Tube)	9132143	
400 Series Crown and Drive Set (40mm x 0.8mm Octagonal Tube)	9012225		40mm Octagonal Crown for 40mm x 0.8mm Octagonal Tube	9147327	
400 Series to 500 Series Crown and Drive Adaptor Kit	9013763		Crown (for 40mm x 1.5mm Round Tube)	9147330	
Soft Drive Wheel 44mm (Acmeda Type)	9013790		Drive for (40mm x 1.5mm Round Tube)	9147544	
Crown Adaptor 44mm Tube (Acmeda Type)	9013791		Drive (for 40mm x 0.8mm Octagonal Tube)	9147545	
Crown & Drive for RollEase/ZMC 2" Profiled Tube	9016352		400 Series Drive Stop with Screw (Recommended for Use with Soft Drives)	9147894	
400 Series Crown and Rubberized Drive (Somfy 40mm x 1.5mm Round Tube)	9016654		Anti-Blocking System (ABS) 400 Series Left Rotation	9704138	
400 Series Crown and Rubberized Drive for 40mm Octagonal Tube	9016655		Anti-Blocking System (ABS) 400 Series Right Rotation	9704139	
Drive Adaptor (for 40mm x 1mm Round Tube)	9132142				


Tubes

NAME	ITEM NUMBER		NAME	ITEM NUMBER	
40mm Round Aluminum Tube (ID 36mm) (20 ft. Max Length)	1781153		2" Profiled Roller Tube (16 ft. Max Length)	1781798	
40mm Octagonal Tube (Minimum Order Length 20')	1781154				



400 Series Accessories


Tube Components

NAME	ITEM NUMBER	
Cord Take-Up Reel (for RollEase & ZMC XL Series 1.5" Tube)	1780786	




NAME	ITEM NUMBER	
40mm Fabric/Cord Clip for Roman Shade Applications	9012200	



Adaptor Plates

NAME	ITEM NUMBER	
R8 Adaptor Plate	9012258	
Motor Adaptor Plate (Acmeda Type) and Screws	9013789	




NAME	ITEM NUMBER	
R8 Adaptor Plate with Screws	9014073	




Idler End Caps

NAME	ITEM NUMBER	
End Cap for 40mm Octagonal Tube	9012274	
RollEase 38mm Tube R8 End Cap	9012276	
Idler End Plug 44mm Tube (Acmeda Type)	9013774	

NAME	ITEM NUMBER	
RollEase Heavy Duty Spring Idler End Pin (1.5" Tube)	9017912	
Idler End Plug (8mm Diameter Pin - Decorator Type)	9500688	



Motor Brackets



NAME	ITEM NUMBER	
RollEase 1.5" Bracket Kit R8 Series for Somfy 40mm Round Tube	9012311	
RollEase 2" Bracket Kit R8 Series for Somfy 2" Round Tube	9012313	
Motor & Idler Bracket Kit 40P (Acmeda type)	9013778	

NAME	ITEM NUMBER	
Dual Motor and Idler Bracket Kit (Acmeda type)	9013782	
RollEase 2" SkyLine Universal Motor Bracket and Idler Bracket	9016325	
RollEase Silent Motor Mount Clip for SkyLine Bracket	9017255	



400 Series Accessories


Motor Brackets

NAME	ITEM NUMBER	
10mm Square Motor Bracket for 400S Motors	9147334	
LO Motor Bracket for 400S Motors	9147337	


NAME	ITEM NUMBER	
400 Series to 500 Series Motor Mounting Conversion Bracket	9500659	
400 Series Motor Bracket (Decorator Type)	9500683	


Intermediate Brackets

NAME	ITEM NUMBER	
Sonesse® 30 Intermediate Bracket & Cover, 40mm Projection	9013783	
Intermediate Bracket and Cover Kit 40P, 0-90 Degrees (Acmeda Type)	9013787	


NAME	ITEM NUMBER	
Intermediate Bracket (Decorator Type)	9500687	

Intermediate End Plugs


NAME	ITEM NUMBER	
Intermediate Female Idler End Plug (Acmeda type)	9013785	

NAME	ITEM NUMBER	
Intermediate Male Idler End Plug (Acmeda type)	9013786	


Idler Brackets


NAME	ITEM NUMBER	
400 Series Idler End Bracket (Decorator type)	9500685	

Idler Adaptors

NAME	ITEM NUMBER	
Idler Adaptor Collar for 2" Profiled Tube	9016366	



Headrail Adaptors

NAME	ITEM NUMBER	
CTS40 Kit for Gutter Rail 2" x 2 1/4" (57mm x 51mm) Headrail	1781118	

NAME	ITEM NUMBER	
CTS Cone for 40mm Octagonal Tube	9162144	

400 Series Accessories


Headrail Adaptors

NAME	ITEM NUMBER		NAME	ITEM NUMBER	
Ladder Braid Crimps for CTS40 System	9163292		Motor/Idler Bracket for 2" x 2 1/4" (57mm x 51mm) Headrail	9500736	



Miscellaneous Brackets

NAME	ITEM NUMBER		NAME	ITEM NUMBER	
Plastic Bracket Cover 40P Kit (Acmeda type)	9013780		White Bracket Covers (2" SkyLine)	9016326	


Support Clips

NAME	ITEM NUMBER	
2" Slat Support Clips for Wood Blinds (White)	1781134	

Tools


NAME	ITEM NUMBER		NAME	ITEM NUMBER	
CTS40 Pneumatic Punch/Die for 2" x 2 1/4" (Gutter Rail) Headrail	1781099		Standard Motor Tester Cable, 4-Wire	9012116	

Screws

NAME	ITEM NUMBER	
M3.5 x 9mm Screw (Sonesse® 40 WireFree, Sonesse® 30 Wired & WireFree, & Roll Up WireFree Only)	9014066	

500 Series Accessories

Somfy Digital Network™ (SDN) Bus Components





NAME	ITEM NUMBER	
SDN PowerConnect™ Power Panel	1871026	




Power Cables

NAME	ITEM NUMBER	
4-Conductor Motor Cable SJTW (Sold per Foot)	9012110	


NAME	ITEM NUMBER	
3-Conductor Motor Cable SJTW (Sold per Foot)	9012111	


Power Cables - 3-Conductor LT

NAME	ITEM NUMBER	
Sonesse® 50 & LT50/LT60 RTS/RS485 SJTW 3C Cable - 10 ft.	9018190	
Sonesse® 50 & LT50/LT60 RTS/RS485 SJTW 3C Cable - 24 ft.	9020985	
Sonesse® 50 & LT50/LT60 RTS/RS485 SJTW 3C Cable with NEMA Plug - 1.5 ft.	9021049	
Sonesse® 50 & LT50/LT60 RTS/RS485 SJTW 3C Cable with NEMA Plug - 6 ft.	9021050	

NAME	ITEM NUMBER	
Sonesse® 50 & LT50/LT60 RTS/RS485 SJTW 3C Cable with NEMA Plug - 10 ft.	9021051	
Sonesse® 50 & LT50/LT60 RTS/RS485 SJTW 3C Cable with NEMA Plug - 18 ft.	9021052	
Sonesse® 50 & LT50/LT60 RTS/RS485 SJTW 3C Cable with NEMA Plug - 24 ft.	9021053	










Power Cables - 4-Conductor LT

NAME	ITEM NUMBER	
Sonesse® 50 & LT50/LT60 SJTW 4C Cable - 10 ft.	9018345	






NAME	ITEM NUMBER	
Sonesse® 50 & LT50/LT60 SJTW 4C Cable - 24 ft.	9021046	

500 Series Accessories

Power Cables - 3-Conductor Fast Connector & Extensions

NAME	ITEM NUMBER		NAME	ITEM NUMBER	
Fast Connector Extension Cable 3C SJTW with NEMA Plug - 10.4 ft.	9020791		Fast Connector Extension Cable 3C SJTW with NEMA Plug - 4.4 ft.	9021114	
Fast Connector Extension Cable 3C SJTW with NEMA Plug - 18 ft.	9020792		Fast Connector Extension Cable 3C SJTW with NEMA Plug - 8.4 ft.	9021115	
Fast Connector Extension Cable 3C SJTW with NEMA Plug - 24 ft.	9020793		Fast Connector Extension Cable 3C SJTW without NEMA Plug - 8.4 ft.	9021157	
Sonesse® 50 & LT50 RTS/RS485 Motor Pigtail to Fast Connector SJTW 3C Cable - 1.6 ft.	9020803		Panel Mount, 3C Female Fast Connector	9026398	
Fast Connector Extension Cable 3C SJTW with NEMA Plug - 1.4 ft.	9021113				

Power Cables - 4-Conductor Fast Connector & Extensions

NAME	ITEM NUMBER		NAME	ITEM NUMBER	
Sonesse® 50 & LT50 Motor Pigtail to Fast Connector SJTW 4C Cable - 1.6 ft.	9020804		Fast Connector Extension Cable 4C SJTW - 16.4 ft.	9021120	
Fast Connector Extension Cable 4C SJTW - 4.4 ft.	9021117		Fast Connector Extension Cable 4C SJTW - 22.4 ft.	9021121	
Fast Connector Extension Cable 4C SJTW - 8.4 ft.	9021118				

Power Cables - 3-Conductor Anderson & Wago Connectors



NAME	ITEM NUMBER		NAME	ITEM NUMBER	
Anderson Male Power Plug to LT50 Motor Plug Pigtail - 1.5 ft., 3-Conductor, SJTW	9020258		Anderson Female Power Plug Extension Cable - 8.5 ft., 3-Conductor, SJTW	9020259	

500 Series Accessories

Power Cables - 4-Conductor Anderson & Wago Connectors

NAME	ITEM NUMBER		NAME	ITEM NUMBER	
Anderson Female Power Plug Extension Cable - 8.5 ft., 4-Conductor, SJTW	9020234		Tool for WAGO AC Quick Connector	9027663	
Anderson Male Power Plug to LT50 Motor Plug Pigtail - 1.5 ft., 4-Conductor, SJTW	9020235		Grey WAGO AC Quick Connector (4 pins)	9027664	

Data Cables


NAME	ITEM NUMBER		NAME	ITEM NUMBER	
4-Conductor 26 AWG Modular Cable RJ9 to RJ45 - 2.5 ft. (Data Only, Black)	9018541		4-Conductor 26 AWG Modular Cable RJ9 to RJ45 - 2.5 ft. (Power & Data, Grey)	9018545	
4-Conductor 26 AWG Modular Cable RJ9 to RJ45 - 8 ft. (Data Only, Black)	9018542		4-Conductor 26 AWG Modular Cable RJ9 to RJ45 - 8 ft. (Power & Data, Grey)	9018546	
4-Conductor 26 AWG Modular Cable RJ9 to RJ45 - 12 ft. (Data Only, Black)	9018543		4-Conductor 26 AWG Modular Cable RJ9 to RJ45 - 12 ft. (Power & Data, Grey)	9018547	
4-Conductor 26 AWG Modular Cable RJ9 to RJ45 - 24 ft. (Data Only, Black)	9018544		4-Conductor 26 AWG Modular Cable RJ9 to RJ45 - 24 ft. (Power & Data, Grey)	9018548	

Crowns & Drives

NAME	ITEM NUMBER		NAME	ITEM NUMBER	
70mm Octagonal LT50/60 Aluminum Drive (with Drive Stop)	9012227		70mm Octagonal LT50 Set	9012234	
2.5" (60mm) Round LT50 Set "Hard Clip"	9012231		P72 LT50 Set	9012235	
2.75" (67mm) Round LT50 Set "Hard Clip"	9012232		DS70 LT50 Set (0.8mm - 1mm Kit)	9012237	
60mm Octagonal LT50 Set	9012233		DS 74 LT50 Set	9012238	











500 Series Accessories

Crowns & Drives

NAME	ITEM NUMBER		NAME	ITEM NUMBER	
DS 78 LT50 Set	9012239		2" (47mm) Round Drive "Soft Clip"	9206089	
Modified LT60 DS 78 Drive (Key Way Widened)	9012241		3.5" Round LT50/60 Drive (89mm x 2mm)	9420303	
70mm Octagonal LT50 Crown	9012328		4.0" Round LT50 Drive	9420304	
Sonesse® 50 Crown (for 56mm Acmeda Tube 10Nm Max)	9014125		Anti-Blocking System (ABS) 500 Series Right Rotation	9705414	
Sonesse® 50 Drive (for 56mm Acmeda Tube 10Nm Max)	9014126		Anti-Blocking System (ABS) 500 Series Left Rotation	9705415	
70mm LT50 Crown	9016298		2.5" 60mm Octagonal Crown	9707025	
Sonesse® 50 Drive Wheel 50mm x 1.5mm Hard Clip- Quiet Accessory for Sonesse® Motors	9016630		2.5" (60mm) Round Crown	9707026	
RollEase "Silent Pin" Crown & Drive Adaptor for 3.25" (83mm) Tube	9016855		DS 78mm Round Crown	9707027	
RollEase "Silent Pin" Crown Only for RollEase 2.5" (63mm) Tube	9016856		SM65 (63mm) Round Crown - 3 grooves	9707030	
Sonesse® 50 Drive Wheel 50mm x 1.5mm Soft Clip- Quiet Accessory for Sonesse® Motors	9018455		2.75" (67mm) Round Crown	9707031	
2.5" Round LT50 Drive "Hard Clip"	9206019		DS 70 LT50 Crown	9707034	
2.5" (60mm) Round Drive "Soft Clip"	9206041		DS 85mm Round Crown	9707035	
2" (47mm) Round Drive "Hard Clip"	9206088		60mm Octagonal Drive	9751001	

500 Series Accessories

Crowns & Drives

NAME	ITEM NUMBER		NAME	ITEM NUMBER	
SM65 (63mm) Round Drive	9751002		DS 78mm/D Round Drive	9761004	
DS 70mm Round Drive (0.8mm - 1mm)	9751005		DS 78mm/R Round Drive	9761005	
AMA/P71 LT50 Drive	9751015		P72 LT50 Drive	9761011	
DS 78mm Round Drive	9761001		Drive Stop and Screw	9910004	
70mm Octagonal Drive	9761002		AMA/P71 LT50 Crown	9997118	
DS 85mm Round Drive	9761003				

Tubes

NAME	ITEM NUMBER		NAME	ITEM NUMBER	
56mm OD Aluminum Sonesse® 50 Tube (16 ft. Lengths) - Mill Finish	1780743		2.5" OD Aluminum Tube (Minimum Order Length 16')	1781343	
56mm OD Aluminum Sonesse® 50 Tube (16 ft. Lengths) - White Powder Coat	1780744		RollEase 3.25" (83mm) Profiled Tube	1782096	
2.0" Aluminum Tube (Minimum Order Length 20')	1781148				


Tube Components

NAME	ITEM NUMBER		NAME	ITEM NUMBER	
Cord Fastener for 56mm Tube	1781408		Cord Take-Up Reel for 56mm Tube	1781899	


500 Series Accessories


Tube Components

NAME	ITEM NUMBER	
2.5" Fabric/Cord Clip	9012201	


NAME	ITEM NUMBER	
2.0" Fabric/Cord Clip	9138028	


Cable Guides


NAME	ITEM NUMBER	
Take-Up Reel for 2" Tube	1781151	


NAME	ITEM NUMBER	
Cable Guide for 63mm x 1.5mm (approx 2.5") Tube	9146071	


Idler End Caps


NAME	ITEM NUMBER	
13mm Square Drive Shaft - 12mm OD for End Cap	1781009	


NAME	ITEM NUMBER	
2.0" Tube - 10mm Shaft End Cap	9128101	

NAME	ITEM NUMBER	
2" Collapsible End Cap (Silent) - 10mm Shaft	9013592	

NAME	ITEM NUMBER	
Idler End Cap without Shaft 2.0" OD with M5 Screw	9129631	

NAME	ITEM NUMBER	
Idler End Cap (for 56mm Acmeda Tube)	9014097	


NAME	ITEM NUMBER	
Idler End Cap without Shaft 2.5" OD with M5 Screw	9129632	


NAME	ITEM NUMBER	
Sonesse® 50 Pin End Cap 10mm - Quiet Accessory for 2" Tube	9016628	


NAME	ITEM NUMBER	
2.0" End Cap with 12mm Shaft	9132087	


NAME	ITEM NUMBER	
RollEase "Silent Pin" Idler End Pin	9016857	


NAME	ITEM NUMBER	
Heavy Duty End Cap Shaft	9420674	


NAME	ITEM NUMBER	
Sonesse® 50 Pin End Cap 12mm - Quiet Accessory for 2" Tube	9018228	

NAME	ITEM NUMBER	
Universal End Cap - Collapsible 10mm Shaft (for 2" (47mm) Round Tube)	9420800	

NAME	ITEM NUMBER	
Sonesse® ULTRA 50 Universal Pin End Cap - 10mm.	9019716	


NAME	ITEM NUMBER	
Universal End Cap - Collapsible 12mm Shaft (for 2" (47mm) Round Tube)	9420801	


NAME	ITEM NUMBER	
Sonesse® ULTRA 50 Universal Pin End Cap - 12mm	9019717	

NAME	ITEM NUMBER	
Universal End Cap - Collapsible 10mm Shaft (Shorter Pin than Item 9420800)	9420814	

500 Series Accessories

Idler End Caps

NAME	ITEM NUMBER	
2.0" Plastic Idler End Cap - 10mm Shaft	9700958	

NAME	ITEM NUMBER	
Roller Tube End Cap with 12mm Hole	9701288	



Motor Brackets



NAME	ITEM NUMBER	
LT50 Adjustable Universal Motor Bracket	9002550	
LT50 Angle Plate for Motor Bracket	9012250	
Sonesse® 50 Star Head Motor Bracket 55P	9014135	
RollEase "Silent Pin" Star Head Motor Bracket (White)	9016858	
Pull Off Tool for Spring Ring	9206015	
LO LT50 Motor Bracket with Stud (25 Nm max.)	9206020	
LO LT50 Motor Bracket with Stud (25 Nm max.)	9206021	
Weld-on Bracket without Spring Ring	9206029	
Spring Ring	9206033	
LT50 Adjustable Angle Bracket	9410639	
LT50 Universal Motor Bracket (50Nm Max)	9410651	

NAME	ITEM NUMBER	
LT Motor Bracket	9410665	
LT50 HA Flush Mount Motor Bracket	9410715	
Heavy Duty Angle Plate with Universal Motor Bracket (Max 85Nm)	9420602	
Heavy Duty Angle Bracket for 9430610	9420604	
Universal Motor Bracket with Spring Ring	9420631	
Motor Bracket "U" Shape	9510658	
Spring Ring with Loop	9685025	
LT Compact ST Motor Bracket PA66 with Spring Ring	9708461	
Motor Bracket with Spring Ring - Square (120mm x 120mm)	9763503	
Motor Bracket with Spring Ring - Square (100mm x 100mm)	9763508	
Universal Motor Bracket (Metric) with Spring Ring and Threaded for M8 and M6 Bolts	9910001	

500 Series Accessories

Motor Brackets

NAME	ITEM NUMBER	
Spring Ring with Locking Screw	9910002	
LT50 RH "LO" Plate with Stud (Gold)	9910016	



NAME	ITEM NUMBER	
LT50 RH "LO" Plate with Stud (Silver)	9910017	
Universal Motor Bracket - US Threads	9910021	


Intermediate Brackets

NAME	ITEM NUMBER	
13mm Sq. Intermediate Drive Shaft - 16mm OD for 9146011	1781018	
LT50 Intermediate Bracket with 16mm ID Bearing	9002541	
LT50 Adjustable Intermediate Support Bracket for 2" Tube	9012203	
Intermediate Bracket Ceiling Mount 55P	9014120	
Intermediate Bracket Ceiling Mount 55P, 0-90 Degrees	9014122	
Intermediate Bracket Wall Mount 55P, 0-90 Degrees	9014239	

NAME	ITEM NUMBER	
Intermediate Bracket Wall Mount 55P	9014240	
Non-Adjustable Intermediate Bracket 55P	9014684	
Intermediate Bearing Support for 1781018	9146011	
LT50 2" Universal Intermediate Bracket Kit	9410648	
Heavy Duty LT Intermediate Support Bracket	9420673	

Intermediate End Plugs

NAME	ITEM NUMBER	
Intermediate Male Idler End Plug (for 56mm Acmeda tube)	9014114	
Intermediate Female Idler End Plug (for 56mm Acmeda tube)	9014121	



NAME	ITEM NUMBER	
Intermediate Female Idler End Plug, 0-90 Degrees (for 56mm Acmeda tube)	9014123	

500 Series Accessories

Idler Brackets


NAME	ITEM NUMBER		NAME	ITEM NUMBER	
Sonesse® 50 Adjuster Tool (for Idler Brackets and End Plugs)	1780742		U Shaped Idler Bracket	9127808	
Idler Bearing for 12mm Shaft	1781015		14mm Bearing Plate for Idler Bracket Kit	9146007	
Ball Support for 9410803 and 9028665	1781030		LT50 Idler Bracket with 12mm Hole Nylon Bearing	9410633	
Idler Bracket 14mm ID	9002540		LT50 Idler Bracket with 10mm Hole Nylon Bearing	9410635	
Idler Bracket Kit 10mm (Ball & Holder)	9012657		Nylon ball bearing 10mm ID for 1781030	9410803	
Sonesse® 50 Adjustable Idler End Bracket - Ceiling Mount 55P	9014110		Heavy Duty Idler Bracket with Idler End Cap Holder	9430603	
Sonesse® 50 Adjustable Idler End Bracket - Wall Mount 55P	9014238		Nylon Ball Bearing and Holder with 12mm Hole for 9420604	9430610	
Non-Adjustable Idler End Bracket 55P	9014683		Idler End Cap Holder (Anti-Vibration)	9540786	
RollEase "Silent Pin" Idler Bracket (Wall and Ceiling Mount) (White)	9016859		Silent Block Idler Bracket 10mm ID	9701310	
Nylon Ball Bearing 12mm ID for 1781030	9028665				


Miscellaneous Brackets

NAME	ITEM NUMBER		NAME	ITEM NUMBER	
White Plastic Cover for LT Bracket	9002519		Light Duty Angle LT50 Type	9410637	


500 Series Accessories

Tools

NAME	ITEM NUMBER	
Standard Motor Tester Cable, 4-Wire	9012116	


NAME	ITEM NUMBER	
RS485 Motor Limit Setting & Address Reader Tool	9017142	

Screws


NAME	ITEM NUMBER	
Screw for Standard LT50 Motor	9670013	


Sonesse® 30 DC Accessories

Somfy Digital Network™ (SDN) Bus Components


NAME	ITEM NUMBER	
SDN PowerConnect™ Power Panel	1871026	


Power & Data Cables


NAME	ITEM NUMBER	
SDN Low-voltage Power & Data Cable, Non-Plenum Rated	9020126	


NAME	ITEM NUMBER	
SDN Low-Voltage Power & Data Cable, Plenum Rated	9020127	

Power Supplies

NAME	ITEM NUMBER	
24V DC 1.67A Wall Mount Power Supply	1822209	


NAME	ITEM NUMBER	
Power Distribution Enclosure Kit - 5 Motor	1870196	

Power Distribution Enclosure Kit - 10 Motor	1870192	
---	---------	---

Power Distribution Enclosure Kit - 15 Motor	1870197	
---	---------	---

Sonesse® 30 DC Accessories

Power Supplies



NAME	ITEM NUMBER	
Power Distribution Enclosure Kit - 20 Motor	1870198	

Crowns & Drives

NAME	ITEM NUMBER	
400 Series Crown and Drive Set (40mm x 0.8mm Octagonal Tube)	9012225	
Crown & Drive Set Adaptor for Hunter Douglas 4" Silhouette (Quartette)	9016953	
RollEase 1.5" Crown & Drive	9020674	
Louvolite 40mm Crown & Drive	9020675	
Sonesse® 30 WireFree to 400 Series Adaptor Kit	9020676	

NAME	ITEM NUMBER	
Hunter Douglas 37mm Crown & Drive	9020699	
Crown & Drive for RollEase/ZMC 2" Profiled Tube	9021017	
Acmeda 45 Crown & Drive	9021018	
Acmeda 45 Heavy Duty Crown & Drive	9021036	
Louvolite 45mm Crown & Drive	9025811	


Tubes

NAME	ITEM NUMBER	
44mm Aluminum Tube (Acmeda) (Minimum Order Length 16')	1780688	
40mm Round Aluminum Tube (ID 36mm) (20 ft. Max Length)	1781153	

NAME	ITEM NUMBER	
40mm Octagonal Tube (Minimum Order Length 20')	1781154	
RollEase 1.5" Roller Tube (16 ft. Lengths)	9017913	


Tube Components

NAME	ITEM NUMBER	
Cord Take-Up Reel (for RollEase & ZMC XL Series 1.5" Tube)	1780786	




NAME	ITEM NUMBER	
Cord Take-Up Reel (for Acmeda 44mm Tube)	1781898	



Sonesse® 30 DC Accessories

Tube Components




NAME	ITEM NUMBER	
40mm Fabric/Cord Clip for Roman Shade Applications	9012200	




Motor Plates

NAME	ITEM NUMBER	
Sonesse® 30 Motor Plate - RollEase 360 R3-R8 10mm x 1.8mm Pin Diameter 6.8mm and Screws	9025996	
Sonesse® 30 Motor Plate - Acmeda 12mm and Screws	9025999	
Sonesse® 30 Motor Plate - Rollease 360 R3-R8 10mm x 1.8mm Pin Diameter 7mm and Screws	9026001	



NAME	ITEM NUMBER	
Sonesse® 30 Motor Plate - RollEase SkyLine and Screws	9026003	
Sonesse® 30 Motor Plate - M3 x 6mm Philips Flat-Head Plastite Screw	9026093	


Adaptor Plates

NAME	ITEM NUMBER	
R8 Adaptor Plate	9012258	
Louvolite Adaptor Plate	9013958	
Motor Adaptor Plate & Screws 3.5mm x 9mm (for Louvolite System 40 & ZMC RS Series)	9014072	

NAME	ITEM NUMBER	
R8 Adaptor Plate with Screws	9014073	
Motor Adaptor Plate & Screws 3.5mm x 9mm (for Louvolite System 45)	9016013	
Motor Adaptor Plate for RollEase SkyLine & ZMC XL Series Brackets	9016378	

Motor Head Covers

NAME	ITEM NUMBER	
Sonesse® 30 24V Motor Head Cover, White (Supplied with Motor)	9027132	
Sonesse® 30 24V Motor Head Cover, Grey	9027133	





NAME	ITEM NUMBER	
Sonesse® 30 24V Motor Head Cover, Black	9027134	

Sonesse® 30 DC Accessories

Idler End Caps

NAME	ITEM NUMBER		NAME	ITEM NUMBER	
End Cap for 40mm Octagonal Tube	9012274		Collapsible End Plug (for Louvolite System 45)	9015555	
Collapsible End Plug (for Louvolite System 40 & ZMC RS Series)	9013716		RollEase Heavy Duty Spring Idler End Pin (1.5" Tube)	9017912	
Idler End Plug 44mm Tube (Acmeda Type)	9013774		Idler End Plug (8mm Diameter Pin - Decorator Type)	9500688	



Motor Brackets

NAME	ITEM NUMBER		NAME	ITEM NUMBER	
RollEase 1.5" Bracket Kit R8 Series for Somfy 40mm Round Tube	9012311		Motor and Idler Bracket Kit (for Louvolite System 45)	9015554	
RollEase 2" Bracket Kit R8 Series for Somfy 2" Round Tube	9012313		Double SkyLine Bracket (Includes Left and Right Set)	9016616	
Motor and Idler Bracket Kit (for Louvolite System 40 & ZMC RS Series)	9013715		RollEase 1.5" SkyLine Bracket (2 Required)	9017910	
Dual Motor and Idler Bracket Kit (Acmeda type)	9013782		400 Series Motor Bracket (Decorator Type)	9500683	

Intermediate Brackets


NAME	ITEM NUMBER		NAME	ITEM NUMBER	
Intermediate Bracket and Cover Kit 40P, 0-90 Degrees (Acmeda Type)	9013787		Intermediate Bracket (Decorator Type)	9500687	

Intermediate End Plugs


NAME	ITEM NUMBER		NAME	ITEM NUMBER	
Intermediate Female Idler End Plug (Acmeda type)	9013785		Intermediate Male Idler End Plug (Acmeda type)	9013786	


Sonesse® 30 DC Accessories

Idler Brackets


NAME	ITEM NUMBER	
400 Series Idler End Bracket (Decorator type)	9500685	

Headrail Adaptors


NAME	ITEM NUMBER	
CTS40 Kit for Gutter Rail 2" x 2 1/4" (57mm x 51mm) Headrail	1781118	

NAME	ITEM NUMBER	
Motor/Idler Bracket for 2" x 2 1/4" (57mm x 51mm) Headrail	9500736	


Miscellaneous Brackets


NAME	ITEM NUMBER	
Plastic Bracket Cover 40P Kit (Acmeda type)	9013780	


NAME	ITEM NUMBER	
White Bracket Covers (1.5" SkyLine)	9017911	


Double SkyLine Bracket Covers (Includes Left and Right Set)	9017267	
---	---------	---

Tools


NAME	ITEM NUMBER	
CTS40 Pneumatic Punch/Die for 2" x 2 1/4" (Gutter Rail) Headrail	1781099	

NAME	ITEM NUMBER	
RS485 Motor Limit Setting & Address Reader Tool	9017142	

Limit Setting Tool (for use with Sonesse® 30 Dry Contact/RS485, Glydea® ULTRA & Irismo™ DCT)	9014599	
--	---------	---



RS485 Sonesse® ULTRA 50 DC Setting Tool Cable, 20 ft.	9019873	
---	---------	---


Screws

NAME	ITEM NUMBER	
M3.5 x 9mm Screw (Sonesse® 40 WireFree, Sonesse® 30 Wired & WireFree, & Roll Up WireFree Only)	9014066	

Sonesse® 30 DC Accessories

Connectors

NAME	ITEM NUMBER	
SDN Weidmuller 5-position Male Field Installable Connector	9020743	
SDN Weidmuller 5-position Female Field Installable Connector	9025113	

NAME	ITEM NUMBER	
Weidmüller 2-Position Connector	9027985	



Sonesse® 30 PoE Accessories



Crowns & Drives

NAME	ITEM NUMBER	
400 Series Crown and Drive Set (40mm x 0.8mm Octagonal Tube)	9012225	
Crown & Drive Set Adaptor for Hunter Douglas 4" Silhouette (Quartette)	9016953	
RollEase 1.5" Crown & Drive	9020674	
Louvolite 40mm Crown & Drive	9020675	
Sonesse® 30 WireFree to 400 Series Adaptor Kit	9020676	

NAME	ITEM NUMBER	
Hunter Douglas 37mm Crown & Drive	9020699	
Crown & Drive for RollEase/ZMC 2" Profiled Tube	9021017	
Acmeda 45 Crown & Drive	9021018	
Acmeda 45 Heavy Duty Crown & Drive	9021036	
Louvolite 45mm Crown & Drive	9025811	



Tubes


NAME	ITEM NUMBER	
44mm Aluminum Tube (Acmeda) (Minimum Order Length 16')	1780688	
40mm Round Aluminum Tube (ID 36mm) (20 ft. Max Length)	1781153	

NAME	ITEM NUMBER	
40mm Octagonal Tube (Minimum Order Length 20')	1781154	
RollEase 1.5" Roller Tube (16 ft. Lengths)	9017913	




Sonesse® 30 PoE Accessories



Tube Components

NAME	ITEM NUMBER	
Cord Take-Up Reel (for RollEase & ZMC XL Series 1.5" Tube)	1780786	
Cord Take-Up Reel (for Acmeda 44mm Tube)	1781898	




NAME	ITEM NUMBER	
40mm Fabric/Cord Clip for Roman Shade Applications	9012200	




Motor Plates

NAME	ITEM NUMBER	
Sonesse® 30 Motor Plate - RollEase 360 R3-R8 10mm x 1.8mm Pin Diameter 6.8mm and Screws	9025996	
Sonesse® 30 Motor Plate - Acmeda 12mm and Screws	9025999	
Sonesse® 30 Motor Plate - RollEase 360 R3-R8 10mm x 1.8mm Pin Diameter 7mm and Screws	9026001	

NAME	ITEM NUMBER	
Sonesse® 30 Motor Plate - RollEase SkyLine and Screws	9026003	
Sonesse® 30 Motor Plate - M3 x 6mm Philips Flat-Head Plastite Screw	9026093	

Adaptor Plates

NAME	ITEM NUMBER	
R8 Adaptor Plate	9012258	
Louvolute Adaptor Plate	9013958	
Motor Adaptor Plate & Screws 3.5mm x 9mm (for Louvolute System 40 & ZMC RS Series)	9014072	

NAME	ITEM NUMBER	
R8 Adaptor Plate with Screws	9014073	
Motor Adaptor Plate & Screws 3.5mm x 9mm (for Louvolute System 45)	9016013	
Motor Adaptor Plate for RollEase SkyLine & ZMC XL Series Brackets	9016378	


Motor Head Covers

NAME	ITEM NUMBER	
Sonesse® 30 24V Motor Head Cover, White (Supplied with Motor)	9027132	




NAME	ITEM NUMBER	
Sonesse® 30 24V Motor Head Cover, Grey	9027133	




Sonesse® 30 PoE Accessories

Motor Head Covers





NAME	ITEM NUMBER	
Sonesse® 30 24V Motor Head Cover, Black	9027134	





Idler End Caps

NAME	ITEM NUMBER	
End Cap for 40mm Octagonal Tube	9012274	
Collapsible End Plug (for Louvolite System 40 & ZMC RS Series)	9013716	
Idler End Plug 44mm Tube (Acmeda Type)	9013774	


NAME	ITEM NUMBER	
Collapsible End Plug (for Louvolite System 45)	9015555	
RollEase Heavy Duty Spring Idler End Pin (1.5" Tube)	9017912	
Idler End Plug (8mm Diameter Pin - Decorator Type)	9500688	


Motor Brackets

NAME	ITEM NUMBER	
RollEase 1.5" Bracket Kit R8 Series for Somfy 40mm Round Tube	9012311	
RollEase 2" Bracket Kit R8 Series for Somfy 2" Round Tube	9012313	
Motor and Idler Bracket Kit (for Louvolite System 40 & ZMC RS Series)	9013715	
Dual Motor and Idler Bracket Kit (Acmeda type)	9013782	

NAME	ITEM NUMBER	
Motor and Idler Bracket Kit (for Louvolite System 45)	9015554	
Double SkyLine Bracket (Includes Left and Right Set)	9016616	
RollEase 1.5" SkyLine Bracket (2 Required)	9017910	
400 Series Motor Bracket (Decorator Type)	9500683	


Intermediate Brackets


NAME	ITEM NUMBER	
Intermediate Bracket and Cover Kit 40P, 0-90 Degrees (Acmeda Type)	9013787	

NAME	ITEM NUMBER	
Intermediate Bracket (Decorator Type)	9500687	


Sonesse® 30 PoE Accessories

Intermediate End Plugs


NAME	ITEM NUMBER	
Intermediate Female Idler End Plug (Acmeda type)	9013785	


NAME	ITEM NUMBER	
Intermediate Male Idler End Plug (Acmeda type)	9013786	

Idler Brackets



NAME	ITEM NUMBER	
400 Series Idler End Bracket (Decorator type)	9500685	

Headrail Adaptors

NAME	ITEM NUMBER	
CTS40 Kit for Gutter Rail 2" x 2 1/4" (57mm x 51mm) Headrail	1781118	


NAME	ITEM NUMBER	
Motor/Idler Bracket for 2" x 2 1/4" (57mm x 51mm) Headrail	9500736	

Miscellaneous Brackets


NAME	ITEM NUMBER	
Plastic Bracket Cover 40P Kit (Acmeda type)	9013780	
Double SkyLine Bracket Covers (Includes Left and Right Set)	9017267	

NAME	ITEM NUMBER	
White Bracket Covers (1.5" SkyLine)	9017911	


Tools

NAME	ITEM NUMBER	
CTS40 Pneumatic Punch/Die for 2" x 2 1/4" (Gutter Rail) Headrail	1781099	

Screws


NAME	ITEM NUMBER	
M3.5 x 9mm Screw (Sonesse® 40 WireFree, Sonesse® 30 Wired & WireFree, & Roll Up WireFree Only)	9014066	


Sonesse® 30 PoE Accessories Connectors

NAME	ITEM NUMBER	
PoE Shielded RJ45 Female to Female coupler	9028957	


Sonesse® ULTRA 50 DC Accessories


Somfy Digital Network™ (SDN) Bus Components Power Cables


NAME	ITEM NUMBER	
SDN PowerConnect™ Power Panel	1871026	

NAME	ITEM NUMBER	
Sonesse® ULTRA 50 DC RTS Cable Power Pigtail	9020005	


Power & Data Cables


NAME	ITEM NUMBER	
Sonesse® ULTRA 50 DC RS485 Cable Data and Power Pigtail	9020004	


NAME	ITEM NUMBER	
SDN Low-Voltage Power & Data Cable, Plenum Rated	9020127	


SDN Low-voltage Power & Data Cable, Non-Plenum Rated	9020126	
--	---------	---


Power Supplies

NAME	ITEM NUMBER	
24V DC 1.67A Wall Mount Power Supply	1822209	

NAME	ITEM NUMBER	
Power Distribution Enclosure Kit - 15 Motor	1870197	


Power Distribution Enclosure Kit - 10 Motor	1870192	
---	---------	---


Power Distribution Enclosure Kit - 20 Motor	1870198	
---	---------	---

Power Distribution Enclosure Kit - 5 Motor	1870196	
--	---------	---

Sonesse® ULTRA 50 DC Accessories

Crowns & Drives


NAME	ITEM NUMBER	
Sonesse® 50 Drive Wheel 50mm x 1.5mm Soft Clip- Quiet Accessory for Sonesse® Motors	9018455	


NAME	ITEM NUMBER	
ZMC 2" Grooved Tube Drive Wheel for Sonesse® ULTRA 50 Motors	9020964	

Tubes


NAME	ITEM NUMBER	
ZMC 2" Grooved Motor Tube (Sold per Foot)	9020965	

Idler End Caps


NAME	ITEM NUMBER	
Sonesse® ULTRA 50 DC Universal Short Idler End (10mm)	9020959	

NAME	ITEM NUMBER	
Spacer for Sonesse® ULTRA 50 Universal Pin End (10mm)	9020960	


Motor Brackets

NAME	ITEM NUMBER	
Sonesse® ULTRA 50 DC Motor Bracket with Spring Ring	9020957	


Intermediate Brackets

NAME	ITEM NUMBER	
Sonesse® ULTRA 50 DC Intermediate Bracket (10mm)	9020961	


Intermediate End Plugs

NAME	ITEM NUMBER	
Sonesse® ULTRA 50 DC Intermediate & Indexable Coupler (10mm Shaft)	9020962	

Idler Brackets



NAME	ITEM NUMBER	
Sonesse® ULTRA 50 DC Idler Bracket (10mm Ball)	9020958	

Miscellaneous Brackets

NAME	ITEM NUMBER	
Sonesse® ULTRA 50 DC Motor & Idler Bracket Cover	9020963	

Sonesse® ULTRA 50 DC Accessories

Tools

NAME	ITEM NUMBER		NAME	ITEM NUMBER	
RS485 Motor Limit Setting & Address Reader Tool	9017142		RS485 Sonesse® ULTRA 50 DC Setting Tool Cable, 20 ft.	9019873	

Connectors

NAME	ITEM NUMBER		NAME	ITEM NUMBER	
SDN Weidmuller 5-position Male Field Installable Connector	9020743		Weidmüller 2-Position Connector	9027985	
SDN Weidmuller 5-position Female Field Installable Connector	9025113				




Roll Up Wired R28 DC Accessories

Crowns & Drives

NAME	ITEM NUMBER		NAME	ITEM NUMBER	
Crown for RollEase & ZMC XL Series 1.25" Tube (Legacy)	9018474		Crown for Shangri-La /Vienna Tube (Not Compatible with Sonesse® 30 WireFree) (Legacy)	9018587	
Crown for RollEase & ZMC XL Series 1.5" Tube (Legacy)	9018475		Crown for Louvolite & ZMC RS Series 1 5/8" Tube (Legacy)	9018588	
Drive for RollEase & ZMC XL Series 1.25" Tube (Legacy)	9018476		Drive for Shangri-La /Vienna Tube (Legacy)	9018597	
Drive for RollEase & ZMC XL Series 1.5" Tube (Legacy)	9018477		Crown for Shangri-La /Vienna (New Style) Tube	9019851	
Drive for 26.1mm Tube	9018478		Drive for Shangri-La /Vienna (New Style) Tube (Legacy)	9019852	

Roll Up 24 WireFree™ (Li-ion) Accessories

Power Supplies - Chargers

NAME	ITEM NUMBER		NAME	ITEM NUMBER	
Extension Charging Cable, 8" (For Cassette Applications) (V2 Head)	9021131		Magnetic Rigid Cable (for V2 Li-ion)	9028560	
LI-ION CHARGER PLUG	9025166		Magnetic Adaptor (for V2 Li-ion)	9028562	
WireFree Li-ion Solar Panel Kit (Includes Solar Panel, Brackets, and Glass Mount Adhesive)	9027294				

Crowns & Drives






NAME	ITEM NUMBER		NAME	ITEM NUMBER	
Crown & Drive for Louvolite 32	9025710		Crown & Drive for 28mm Tube	9025744	
Crown & Drive for RollEase 1.25" (32mm)	9025711		Crown & Drive for HD 31mm Tube	9025745	
Crown & Drive for RollEase 1.125" (28mm)	9025712				

Motor Plates

NAME	ITEM NUMBER		NAME	ITEM NUMBER	
Motor Plate (Starhole)	9025713		Motor Plate for SkyLine	9025737	
Motor Plate (with Ears)	9025735		Motor Plate Pin (6mm x 3mm)	9025738	
Motor Plate for Louvolite 32	9025736				

Sonesse® 28 WireFree (Li-ion) Accessories

Power Supplies - Chargers

NAME	ITEM NUMBER		NAME	ITEM NUMBER	
Extension Charging Cable, 8" (For Cassette Applications) (V2 Head)	9021131		Magnetic Rigid Cable (for V2 Li-ion)	9028560	
LI-ION CHARGER PLUG	9025166		Magnetic Adaptor (for V2 Li-ion)	9028562	
WireFree Li-ion Solar Panel Kit (Includes Solar Panel, Brackets, and Glass Mount Adhesive)	9027294				

Crowns & Drives

NAME	ITEM NUMBER		NAME	ITEM NUMBER	
Crown & Drive Set Adaptor for Hunter Douglas 4" Silhouette (Quartette)	9016953		Louvolite 45mm Crown & Drive	9025811	
RollEase 1.5" Crown & Drive	9020674		Hunter Douglas 31mm Crown & Drive	9025812	
Louvolite 40mm Crown & Drive	9020675		Vignette Crown & Drive	9025813	
Sonesse® 30 WireFree to 400 Series Adaptor Kit	9020676		RollEase 1.25" Crown & Drive	9025815	
Hunter Douglas 37mm Crown & Drive	9020699		Crown & Drive Adaptor Kit for Shangri-la (New Style Tube)	9026395	
Crown & Drive for RollEase/ZMC 2" Profiled Tube	9021017		Crown & Drive Adaptor Kit for Shangri-la (Older Style Tube)	9026396	
Acmeda 45 Crown & Drive	9021018		Crown & Drive Set Adaptor for 26.1mm Tube	9026644	
Acmeda 45 Heavy Duty Crown & Drive	9021036				

Sonesse® 28 WireFree (Li-ion) Accessories

Tubes

NAME	ITEM NUMBER	NAME	ITEM NUMBER
44mm Aluminum Tube (Acmeda) (Minimum Order Length 16')	1780688	RollEase 1.5" Roller Tube (16 ft. Lengths)	9017913

Tube Components

NAME	ITEM NUMBER	NAME	ITEM NUMBER
Cord Take-Up Reel (for RollEase & ZMC XL Series 1.5" Tube)	1780786	40mm Fabric/Cord Clip for Roman Shade Applications	9012200
Cord Take-Up Reel (for Acmeda 44mm Tube)	1781898		

Adaptor Plates

NAME	ITEM NUMBER	NAME	ITEM NUMBER
Motor Adaptor Plate (Acmeda Type) and Screws	9013789	Motor Adaptor Plate for RollEase SkyLine & ZMC XL Series Brackets	9016378
Motor Adaptor Plate & Screws 3.5mm x 9mm (for Louvolite System 40 & ZMC RS Series)	9014072		

Idler End Caps

NAME	ITEM NUMBER	NAME	ITEM NUMBER
Collapsible End Plug (for Louvolite System 40 & ZMC RS Series)	9013716	RollEase Heavy Duty Spring Idler End Pin (1.5" Tube)	9017912
Idler End Plug 44mm Tube (Acmeda Type)	9013774		

Sonesse® 28 WireFree (Li-ion) Accessories


Motor Brackets

NAME	ITEM NUMBER		NAME	ITEM NUMBER	
Motor and Idler Bracket Kit (for Louvolite System 40 & ZMC RS Series)	9013715		Motor and Idler Bracket Kit (for Louvolite System 45)	9015554	
Motor & Idler Bracket Kit 40P (Acmeda type)	9013778		Double SkyLine Bracket (Includes Left and Right Set)	9016616	
Dual Motor and Idler Bracket Kit (Acmeda type)	9013782		RollEase 1.5° SkyLine Bracket (2 Required)	9017910	

Miscellaneous Brackets

NAME	ITEM NUMBER		NAME	ITEM NUMBER	
Plastic Bracket Cover 40P Kit (Acmeda type)	9013780		White Bracket Covers (1.5° SkyLine)	9017911	
Double SkyLine Bracket Covers (Includes Left and Right Set)	9017267				

Screws

NAME	ITEM NUMBER	
M3.5 x 9mm Screw (Sonesse® 40 WireFree, Sonesse® 30 Wired & WireFree, & Roll Up WireFree Only)	9014066	

Roll Up 28 WireFree™ (Li-ion) Accessories

Power Supplies - Chargers

NAME	ITEM NUMBER		NAME	ITEM NUMBER	
Extension Charging Cable, 8" (For Cassette Applications) (V2 Head)	9021131		WireFree Li-ion Solar Panel Kit (Includes Solar Panel, Brackets, and Glass Mount Adhesive)	9027294	
LI-ION CHARGER PLUG	9025166		Magnetic Rigid Cable (for V2 Li-ion)	9028560	

Roll Up 28 WireFree™ (Li-ion) Accessories

Power Supplies - Chargers

NAME	ITEM NUMBER	
Magnetic Adaptor (for V2 Li-ion)	9028562	

Crowns & Drives

NAME	ITEM NUMBER	
Crown & Drive Set Adaptor for Hunter Douglas 4" Silhouette (Quartette)	9016953	
Drive for Louvolite & ZMC RS Series 1 5/8" Tube (Includes Motor Adaptor Plate) (Legacy)	9018598	
RollEase 1.5" Crown & Drive	9020674	
Louvolite 40mm Crown & Drive	9020675	
Soness® 30 WireFree to 400 Series Adaptor Kit	9020676	
Hunter Douglas 37mm Crown & Drive	9020699	
Crown & Drive for RollEase/ZMC 2" Profiled Tube	9021017	
Acmeda 45 Crown & Drive	9021018	

NAME	ITEM NUMBER	
Acmeda 45 Heavy Duty Crown & Drive	9021036	
Louvolite 45mm Crown & Drive	9025811	
Hunter Douglas 31mm Crown & Drive	9025812	
Vignette Crown & Drive	9025813	
RollEase 1.25" Crown & Drive	9025815	
Crown & Drive Adaptor Kit for Shangri-la (New Style Tube)	9026395	
Crown & Drive Adaptor Kit for Shangri-la (Older Style Tube)	9026396	
Crown & Drive Set Adaptor for 26.1mm Tube	9026644	

Tubes

NAME	ITEM NUMBER	
44mm Aluminum Tube (Acmeda) (Minimum Order Length 16')	1780688	

NAME	ITEM NUMBER	
RollEase 1.5" Roller Tube (16 ft. Lengths)	9017913	

Roll Up 28 WireFree™ (Li-ion) Accessories

Tube Components

NAME	ITEM NUMBER		NAME	ITEM NUMBER	
Cord Take-Up Reel (for RollEase & ZMC XL Series 1.5" Tube)	1780786		40mm Fabric/Cord Clip for Roman Shade Applications	9012200	
Cord Take-Up Reel (for Acmeda 44mm Tube)	1781898				

Adaptor Plates

NAME	ITEM NUMBER		NAME	ITEM NUMBER	
Motor Adaptor Plate (Acmeda Type) and Screws	9013789		Motor Adaptor Plate for RollEase SkyLine & ZMC XL Series Brackets	9016378	
Motor Adaptor Plate & Screws 3.5mm x 9mm (for Louvolite System 40 & ZMC RS Series)	9014072				

Idler End Caps

NAME	ITEM NUMBER		NAME	ITEM NUMBER	
Collapsible End Plug (for Louvolite System 40 & ZMC RS Series)	9013716		RollEase Heavy Duty Spring Idler End Pin (1.5" Tube)	9017912	
Idler End Plug 44mm Tube (Acmeda Type)	9013774				

Motor Brackets


NAME	ITEM NUMBER		NAME	ITEM NUMBER	
Motor and Idler Bracket Kit (for Louvolite System 40 & ZMC RS Series)	9013715		Double SkyLine Bracket (Includes Left and Right Set)	9016616	
Motor & Idler Bracket Kit 40P (Acmeda type)	9013778		RollEase 1.5" SkyLine Bracket (2 Required)	9017910	
Dual Motor and Idler Bracket Kit (Acmeda type)	9013782				

Roll Up 28 WireFree™ (Li-ion) Accessories

Miscellaneous Brackets





NAME	ITEM NUMBER		NAME	ITEM NUMBER	
Plastic Bracket Cover 40P Kit (Acmeda type)	9013780		White Bracket Covers (1.5° SkyLine)	9017911	
Double SkyLine Bracket Covers (Includes Left and Right Set)	9017267				

Screws

NAME	ITEM NUMBER	
M3.5 x 9mm Screw (Sonesse® 40 WireFree, Sonesse® 30 Wired & WireFree, & Roll Up WireFree Only)	9014066	

Sonesse® ULTRA 30 WireFree (Li-ion) Accessories

Power Supplies - Chargers

NAME	ITEM NUMBER		NAME	ITEM NUMBER	
Extension Charging Cable, 8" (For Cassette Applications) (V2 Head)	9021131		Magnetic Rigid Cable (for V2 Li-ion)	9028560	
LI-ION CHARGER PLUG	9025166		Magnetic Adaptor (for V2 Li-ion)	9028562	
WireFree Li-ion Solar Panel Kit (Includes Solar Panel, Brackets, and Glass Mount Adhesive)	9027294				

Crowns & Drives

NAME	ITEM NUMBER		NAME	ITEM NUMBER	
Crown & Drive Set Adaptor for Hunter Douglas 4" Silhouette (Quartette)	9016953		Louvolite 40mm Crown & Drive	9020675	
RollEase 1.5° Crown & Drive	9020674		Sonesse® 30 WireFree to 400 Series Adaptor Kit	9020676	

Sonesse® ULTRA 30 WireFree (Li-ion) Accessories

Crowns & Drives

NAME	ITEM NUMBER		NAME	ITEM NUMBER	
Hunter Douglas 37mm Crown & Drive	9020699		Acmeda 45 Heavy Duty Crown & Drive	9021036	
Crown & Drive for RollEase/ZMC 2" Profiled Tube	9021017		Louvolite 45mm Crown & Drive	9025811	
Acmeda 45 Crown & Drive	9021018				

Tubes

NAME	ITEM NUMBER		NAME	ITEM NUMBER	
44mm Aluminum Tube (Acmeda) (Minimum Order Length 16')	1780688		RollEase 1.5" Roller Tube (16 ft. Lengths)	9017913	

Tube Components

NAME	ITEM NUMBER		NAME	ITEM NUMBER	
Cord Take-Up Reel (for RollEase & ZMC XL Series 1.5" Tube)	1780786		40mm Fabric/Cord Clip for Roman Shade Applications	9012200	
Cord Take-Up Reel (for Acmeda 44mm Tube)	1781898				

Adaptor Plates

NAME	ITEM NUMBER		NAME	ITEM NUMBER	
Motor Adaptor Plate (Acmeda Type) and Screws	9013789		Motor Adaptor Plate for RollEase SkyLine & ZMC XL Series Brackets	9016378	
Motor Adaptor Plate & Screws 3.5mm x 9mm (for Louvolite System 40 & ZMC RS Series)	9014072				

Sonesse® ULTRA 30 WireFree (Li-ion) Accessories

Idler End Caps

NAME	ITEM NUMBER	NAME	ITEM NUMBER
Collapsible End Plug (for Louvolite System 40 & ZMC RS Series)	9013716	RollEase Heavy Duty Spring Idler End Pin (1.5" Tube)	9017912
Idler End Plug 44mm Tube (Acmeda Type)	9013774		

Motor Brackets

NAME	ITEM NUMBER	NAME	ITEM NUMBER
Motor and Idler Bracket Kit (for Louvolite System 40 & ZMC RS Series)	9013715	Double SkyLine Bracket (Includes Left and Right Set)	9016616
Motor & Idler Bracket Kit 40P (Acmeda type)	9013778	RollEase 1.5" SkyLine Bracket (2 Required)	9017910
Dual Motor and Idler Bracket Kit (Acmeda type)	9013782		

Miscellaneous Brackets






NAME	ITEM NUMBER	NAME	ITEM NUMBER
Plastic Bracket Cover 40P Kit (Acmeda type)	9013780	White Bracket Covers (1.5" SkyLine)	9017911
Double SkyLine Bracket Covers (Includes Left and Right Set)	9017267		

Screws















NAME	ITEM NUMBER
M3.5 x 9mm Screw (Sonesse® 40 WireFree, Sonesse® 30 Wired & WireFree, & Roll Up WireFree Only)	9014066

Sonesse® 40 WireFree (Li-ion) Accessories

Power Supplies - Chargers

NAME	ITEM NUMBER		NAME	ITEM NUMBER	
Extension Charging Cable, 8" (For Cassette Applications) (V2 Head)	9021131		Magnetic Rigid Cable (for V2 Li-ion)	9028560	
LI-ION CHARGER PLUG	9025166		Magnetic Adaptor (for V2 Li-ion)	9028562	
WireFree Li-ion Solar Panel Kit (Includes Solar Panel, Brackets, and Glass Mount Adhesive)	9027294				

Crowns & Drives


NAME	ITEM NUMBER		NAME	ITEM NUMBER	
Crown and Drive Set (Somfy 40mm x 1.5mm Round Tube)	9012224		400 Series Crown and Rubberized Drive for 40mm Octagonal Tube	9016655	
400 Series Crown and Drive Set (40mm x 0.8mm Octagonal Tube)	9012225		Crown & Drive Set Adaptor for Hunter Douglas 4" Silhouette (Quartette)	9016953	
400 Series to 500 Series Crown and Drive Adaptor Kit	9013763		Drive Adaptor (for 40mm x 1mm Round Tube)	9132142	
Soft Drive Wheel 44mm (Acmeda Type)	9013790		Crown Adaptor (for 40mm x 1mm Round Tube)	9132143	
Crown Adaptor 44mm Tube (Acmeda Type)	9013791		Crown (for 40mm x 1.5mm Round Tube)	9147330	
Crown & Drive for RollEase/ZMC 2" Profiled Tube	9016352		Drive for (40mm x 1.5mm Round Tube)	9147544	
400 Series Crown and Rubberized Drive (Somfy 40mm x 1.5mm Round Tube)	9016654		400 Series Drive Stop with Screw (Recommended for Use with Soft Drives)	9147894	

Sonesse® 40 WireFree (Li-ion) Accessories

Tubes

NAME	ITEM NUMBER		NAME	ITEM NUMBER	
40mm Round Aluminum Tube (ID 36mm) (20 ft. Max Length)	1781153		2" Profiled Roller Tube (16 ft. Max Length)	1781798	
40mm Octagonal Tube (Minimum Order Length 20')	1781154				

Tube Components

NAME	ITEM NUMBER	
40mm Fabric/Cord Clip for Roman Shade Applications	9012200	

Adaptor Plates


NAME	ITEM NUMBER		NAME	ITEM NUMBER	
R8 Adaptor Plate	9012258		R8 Adaptor Plate with Screws	9014073	
Motor Adaptor Plate (Acmeda Type) and Screws	9013789		Motor Adaptor Plate for RollEase SkyLine & ZMC XL Series Brackets	9016378	
Motor Adaptor Plate & Screws 3.5mm x 9mm (for Louvolite System 40 & ZMC RS Series)	9014072				

Idler End Caps

NAME	ITEM NUMBER		NAME	ITEM NUMBER	
End Cap for 40mm Octagonal Tube	9012274		Idler End Plug (8mm Diameter Pin - Decorator Type)	9500688	
Idler End Plug 44mm Tube (Acmeda Type)	9013774				

Sonesse® 40 WireFree (Li-ion) Accessories

Motor Brackets

NAME	ITEM NUMBER		NAME	ITEM NUMBER	
RollEase 1.5" Bracket Kit R8 Series for Somfy 40mm Round Tube	9012311		RollEase Silent Motor Mount Clip for SkyLine Bracket	9017255	
RollEase 2" Bracket Kit R8 Series for Somfy 2" Round Tube	9012313		Sonesse® 40 WireFree to 500 Series Motor Starhead Adaptor Bracket	9027508	
Motor & Idler Bracket Kit 40P (Acmeda type)	9013778		10mm Square Motor Bracket for 400S Motors	9147334	
Dual Motor and Idler Bracket Kit (Acmeda type)	9013782		LO Motor Bracket for 400S Motors	9147337	
RollEase 2" SkyLine Universal Motor Bracket and Idler Bracket	9016325		400 Series Motor Bracket (Decorator Type)	9500683	


Intermediate Brackets

NAME	ITEM NUMBER		NAME	ITEM NUMBER	
Intermediate Bracket and Cover Kit 40P, 0-90 Degrees (Acmeda Type)	9013787		Intermediate Bracket (Decorator Type)	9500687	


Intermediate End Plugs

NAME	ITEM NUMBER		NAME	ITEM NUMBER	
Intermediate Female Idler End Plug (Acmeda type)	9013785		Intermediate Male Idler End Plug (Acmeda type)	9013786	

Idler Brackets

NAME	ITEM NUMBER	
400 Series Idler End Bracket (Decorator type)	9500685	

Idler Adaptors

NAME	ITEM NUMBER	
Idler Adaptor Collar for 2" Profiled Tube	9016366	

Sonesse® 40 WireFree (Li-ion) Accessories


Headrail Adaptors

NAME	ITEM NUMBER		NAME	ITEM NUMBER	
CTS40 Kit for Gutter Rail 2" x 2 1/4" (57mm x 51mm) Headrail	1781118		Ladder Braid Crimps for CTS40 System	9163292	
CTS Cone for 40mm Octagonal Tube	9162144		Motor/Idler Bracket for 2" x 2 1/4" (57mm x 51mm) Headrail	9500736	


Miscellaneous Brackets

NAME	ITEM NUMBER		NAME	ITEM NUMBER	
Plastic Bracket Cover 40P Kit (Acmeda type)	9013780		White Bracket Covers (2" SkyLine)	9016326	

Support Clips




NAME	ITEM NUMBER		NAME	ITEM NUMBER	
2" Slat Support Clips for Wood Blinds (White)	1781134		CTS40 Pneumatic Punch/Die for 2" x 2 1/4" (Gutter Rail) Headrail	1781099	

Screws

NAME	ITEM NUMBER	
M3.5 x 9mm Screw (Sonesse® 40 WireFree, Sonesse® 30 Wired & WireFree, & Roll Up WireFree Only)	9014066	

Sonesse® 28 WireFree (External Battery) Accessories

Power Cables

NAME	ITEM NUMBER		NAME	ITEM NUMBER	
Power Extension Cable for External Battery Motor, 48" (122cm)	9016736		Power Extension Cable for External Battery Motor, 96" (244cm)	9018624	
Power Extension Cable for External Battery Motor, 10" (25cm)	9018623				

Sonesse® 28 WireFree (External Battery) Accessories

Power Supplies

NAME	ITEM NUMBER	NAME	ITEM NUMBER
12V DC Plug-in Power Supply	1870940	12V DC Reloadable Battery Tube	9018685
8 AA Lithium Battery Package (for Battery Tube 9018685)	9014834	Rechargeable Lithium-ion Battery Pack (for External Battery WireFree Motors)	9021217

Power Supplies - Chargers

NAME	ITEM NUMBER	NAME	ITEM NUMBER
Extension Charging Cable, 8" (For Cassette Applications) (V2 Head)	9021131	Magnetic Rigid Cable (for V2 Li-ion)	9028560
LI-ION CHARGER PLUG	9025166	Magnetic Adaptor (for V2 Li-ion)	9028562
WireFree Li-ion Solar Panel Kit (Includes Solar Panel, Brackets, and Glass Mount Adhesive)	9027294		

Miscellaneous Power Supplies

NAME	ITEM NUMBER	NAME	ITEM NUMBER
Wall Mounting Clips for Battery Tubes (Optional)	9013263	Y Harness for Dual Reloadable Battery Tube (10°/30° offset)	9018626
Silhouette Mounting Clips for Battery Tubes (Set of 2)	9013264	Y Harness (Optional) 48" (120cm)	9018629
Shangri-La Mounting Clips for Battery Tubes (Set of 2)	9013266	Replacement Battery Clips for (Li-ion) Battery Pack (9021217)	9027701
Y Harness for Dual Reloadable Battery Tube	9018625		

Sonesse® 28 WireFree (External Battery) Accessories

Crowns & Drives

NAME	ITEM NUMBER		NAME	ITEM NUMBER	
Crown & Drive Set Adaptor for Hunter Douglas 4" Silhouette (Quartette)	9016953		Louvolite 45mm Crown & Drive	9025811	
RollEase 1.5" Crown & Drive	9020674		Hunter Douglas 31mm Crown & Drive	9025812	
Louvolite 40mm Crown & Drive	9020675		Vignette Crown & Drive	9025813	
Sonesse® 30 WireFree to 400 Series Adaptor Kit	9020676		RollEase 1.25" Crown & Drive	9025815	
Hunter Douglas 37mm Crown & Drive	9020699		Crown & Drive Adaptor Kit for Shangri-la (New Style Tube)	9026395	
Crown & Drive for RollEase/ZMC 2" Profiled Tube	9021017		Crown & Drive Adaptor Kit for Shangri-la (Older Style Tube)	9026396	
Acmeda 45 Crown & Drive	9021018		Crown & Drive Set Adaptor for 26.1mm Tube	9026644	
Acmeda 45 Heavy Duty Crown & Drive	9021036				

Tubes


NAME	ITEM NUMBER		NAME	ITEM NUMBER	
44mm Aluminum Tube (Acmeda) (Minimum Order Length 16')	1780688		RollEase 1.5" Roller Tube (16 ft. Lengths)	9017913	

Tube Components



NAME	ITEM NUMBER		NAME	ITEM NUMBER	
Cord Take-Up Reel (for RollEase & ZMC XL Series 1.5" Tube)	1780786		Cord Take-Up Reel (for Acmeda 44mm Tube)	1781898	


Sonesse® 28 WireFree (External Battery) Accessories

Tube Components



NAME	ITEM NUMBER	
40mm Fabric/Cord Clip for Roman Shade Applications	9012200	


Adaptor Plates

NAME	ITEM NUMBER	
Motor Adaptor Plate (Acmeda Type) and Screws	9013789	
Motor Adaptor Plate & Screws 3.5mm x 9mm (for Louvolite System 40 & ZMC RS Series)	9014072	



NAME	ITEM NUMBER	
Motor Adaptor Plate for RollEase SkyLine & ZMC XL Series Brackets	9016378	



Idler End Caps

NAME	ITEM NUMBER	
Collapsible End Plug (for Louvolite System 40 & ZMC RS Series)	9013716	
Idler End Plug 44mm Tube (Acmeda Type)	9013774	

NAME	ITEM NUMBER	
RollEase Heavy Duty Spring Idler End Pin (1.5" Tube)	9017912	

Motor Brackets

NAME	ITEM NUMBER	
Motor and Idler Bracket Kit (for Louvolite System 40 & ZMC RS Series)	9013715	
Motor & Idler Bracket Kit 40P (Acmeda type)	9013778	


NAME	ITEM NUMBER	
Dual Motor and Idler Bracket Kit (Acmeda type)	9013782	
RollEase 1.5" SkyLine Bracket (2 Required)	9017910	

Sonesse® 28 WireFree (External Battery) Accessories

Miscellaneous Brackets




NAME	ITEM NUMBER		NAME	ITEM NUMBER	
Plastic Bracket Cover 40P Kit (Acmeda type)	9013780		White Bracket Covers (1.5° SkyLine)	9017911	
Double SkyLine Bracket Covers (Includes Left and Right Set)	9017267				

Screws





NAME	ITEM NUMBER	
M3.5 x 9mm Screw (Sonesse® 40 WireFree, Sonesse® 30 Wired & WireFree, & Roll Up WireFree Only)	9014066	

Roll Up 28 WireFree™ (External Battery) Accessories

Power Cables



NAME	ITEM NUMBER		NAME	ITEM NUMBER	
Power Extension Cable for External Battery Motor, 48" (122cm)	9016736		Power Extension Cable for External Battery Motor, 96" (244cm)	9018624	
Power Extension Cable for External Battery Motor, 10" (25cm)	9018623				

Power Supplies


NAME	ITEM NUMBER		NAME	ITEM NUMBER	
12V DC Plug-in Power Supply	1870940		12V DC Reloadable Battery Tube	9018685	
8 AA Lithium Battery Package (for Battery Tube 9018685)	9014834		Rechargeable Lithium-ion Battery Pack (for External Battery WireFree Motors)	9021217	

Roll Up 28 WireFree™ (External Battery) Accessories

Power Supplies - Chargers

NAME	ITEM NUMBER		NAME	ITEM NUMBER	
Extension Charging Cable, 8" (For Cassette Applications) (V2 Head)	9021131		Magnetic Rigid Cable (for V2 Li-ion)	9028560	
LI-ION CHARGER PLUG	9025166		Magnetic Adaptor (for V2 Li-ion)	9028562	
WireFree Li-ion Solar Panel Kit (Includes Solar Panel, Brackets, and Glass Mount Adhesive)	9027294				

Miscellaneous Power Supplies

NAME	ITEM NUMBER		NAME	ITEM NUMBER	
Wall Mounting Clips for Battery Tubes (Optional)	9013263		Y Harness for Dual Reloadable Battery Tube (10"/30" offset)	9018626	
Silhouette Mounting Clips for Battery Tubes (Set of 2)	9013264		Y Harness (Optional) 48" (120cm)	9018629	
Shangri-La Mounting Clips for Battery Tubes (Set of 2)	9013266		Replacement Battery Clips for (Li-ion) Battery Pack (9021217)	9027701	
Y Harness for Dual Reloadable Battery Tube	9018625				

Crowns & Drives

NAME	ITEM NUMBER		NAME	ITEM NUMBER	
Crown & Drive Set Adaptor for Hunter Douglas 4" Silhouette (Quartette)	9016953		Louvolite 40mm Crown & Drive	9020675	
Drive for Louvolite & ZMC RS Series 1 5/8" Tube (Includes Motor Adaptor Plate) (Legacy)	9018598		Sonesse® 30 WireFree to 400 Series Adaptor Kit	9020676	
RollEase 1.5" Crown & Drive	9020674		Hunter Douglas 37mm Crown & Drive	9020699	

Roll Up 28 WireFree™ (External Battery) Accessories

Crowns & Drives

NAME	ITEM NUMBER		NAME	ITEM NUMBER	
Crown & Drive for RollEase/ZMC 2" Profiled Tube	9021017		Vignette Crown & Drive	9025813	
Acmeda 45 Crown & Drive	9021018		RollEase 1.25" Crown & Drive	9025815	
Acmeda 45 Heavy Duty Crown & Drive	9021036		Crown & Drive Adaptor Kit for Shangri-la (New Style Tube)	9026395	
Louvolite 45mm Crown & Drive	9025811		Crown & Drive Adaptor Kit for Shangri-la (Older Style Tube)	9026396	
Hunter Douglas 31mm Crown & Drive	9025812		Crown & Drive Set Adaptor for 26.1mm Tube	9026644	

Tubes

NAME	ITEM NUMBER		NAME	ITEM NUMBER	
44mm Aluminum Tube (Acmeda) (Minimum Order Length 16')	1780688		RollEase 1.5" Roller Tube (16 ft. Lengths)	9017913	

Tube Components


NAME	ITEM NUMBER		NAME	ITEM NUMBER	
Cord Take-Up Reel (for RollEase & ZMC XL Series 1.5" Tube)	1780786		40mm Fabric/Cord Clip for Roman Shade Applications	9012200	
Cord Take-Up Reel (for Acmeda 44mm Tube)	1781898				

Adaptor Plates

NAME	ITEM NUMBER		NAME	ITEM NUMBER	
Motor Adaptor Plate (Acmeda Type) and Screws	9013789		Motor Adaptor Plate & Screws 3.5mm x 9mm (for Louvolite System 40 & ZMC RS Series)	9014072	

Roll Up 28 WireFree™ (External Battery) Accessories





Adaptor Plates

NAME	ITEM NUMBER	
Motor Adaptor Plate for RollEase SkyLine & ZMC XL Series Brackets	9016378	

Idler End Caps

NAME	ITEM NUMBER		NAME	ITEM NUMBER	
Collapsible End Plug (for Louvolite System 40 & ZMC RS Series)	9013716		RollEase Heavy Duty Spring Idler End Pin (1.5" Tube)	9017912	
Idler End Plug 44mm Tube (Acmeda Type)	9013774				

Motor Brackets


NAME	ITEM NUMBER		NAME	ITEM NUMBER	
Motor and Idler Bracket Kit (for Louvolite System 40 & ZMC RS Series)	9013715		Dual Motor and Idler Bracket Kit (Acmeda type)	9013782	
Motor & Idler Bracket Kit 40P (Acmeda type)	9013778		RollEase 1.5" SkyLine Bracket (2 Required)	9017910	

Miscellaneous Brackets

NAME	ITEM NUMBER		NAME	ITEM NUMBER	
Plastic Bracket Cover 40P Kit (Acmeda type)	9013780		White Bracket Covers (1.5" SkyLine)	9017911	
Double SkyLine Bracket Covers (Includes Left and Right Set)	9017267				



Roll Up 28 WireFree™ (External Battery) Accessories


Screws

NAME	ITEM NUMBER	
M3.5 x 9mm Screw (Sonesse® 40 WireFree, Sonesse® 30 Wired & WireFree, & Roll Up WireFree Only)	9014066	



Cord Lift WireFree™ Accessories



Power Cables

NAME	ITEM NUMBER	
Power Extension Cable for External Battery Motor, 48" (122cm)	9016736	
Power Extension Cable for External Battery Motor, 10" (25cm)	9018623	




NAME	ITEM NUMBER	
Power Extension Cable for External Battery Motor, 96" (244cm)	9018624	



Power Supplies

NAME	ITEM NUMBER	
12V DC Plug-in Power Supply	1870940	
8 AA Lithium Battery Package (for Battery Tube 9018685)	9014834	

NAME	ITEM NUMBER	
12V DC Reloadable Battery Tube	9018685	
Rechargeable Lithium-ion Battery Pack (for External Battery WireFree Motors)	9021217	

Power Supplies - Chargers

NAME	ITEM NUMBER	
Extension Charging Cable, 8" (For Cassette Applications) (V2 Head)	9021131	
LI-ION CHARGER PLUG	9025166	
WireFree Li-ion Solar Panel Kit (Includes Solar Panel, Brackets, and Glass Mount Adhesive)	9027294	

NAME	ITEM NUMBER	
Magnetic Rigid Cable (for V2 Li-ion)	9028560	
Magnetic Adaptor (for V2 Li-ion)	9028562	

Cord Lift WireFree™ Accessories

Miscellaneous Power Supplies

NAME	ITEM NUMBER		NAME	ITEM NUMBER	
Wall Mounting Clips for Battery Tubes (Optional)	9013263		Y Harness for Dual Reloadable Battery Tube (10°/30° offset)	9018626	
Silhouette Mounting Clips for Battery Tubes (Set of 2)	9013264		Y Harness (Optional) 48" (120cm)	9018629	
Shangri-La Mounting Clips for Battery Tubes (Set of 2)	9013266		Replacement Battery Clips for (Li-ion) Battery Pack (9021217)	9027701	
Y Harness for Dual Reloadable Battery Tube	9018625				

Headrail Adaptors

NAME	ITEM NUMBER		NAME	ITEM NUMBER	
Headrail Adaptor (for Legacy Hunter Douglas EasyRise) (CL32 Only)	9013287		Headrail Adaptor for Blinds to Go (Smart Lift) & HT Window Clutch System (CL32 Only)	9017148	
Headrail Adaptor (for Graber/Bali EasyUp Cord Loop) (CL32 Only)	9013288		Headrail Adaptor for Turnils (TL25 Only)	9026427	
Headrail Adaptor for Kensington Deluxe Cord Loop (CL32 Only)	9013443		Headrail Adaptors for HT Window (TL25 Only)	9026429	
Headrail Adaptor for Comfortex/Turnils Global Rail Adaptor (CL32 Only)	9015900				

Shaft Adaptors

NAME	ITEM NUMBER		NAME	ITEM NUMBER	
5mm Square Shaft Adaptor (CL32 Only)	9013268		Tape Reel Shaft Adaptor (CL32 Only)	9013284	
Spears Shaft Adaptor (CL32 Only)	9013283		5mm Hex Shaft Adaptor for Somfy CTS (CL32 Only)	9013285	




Cord Lift WireFree™ Accessories

Shaft Adaptors

NAME	ITEM NUMBER		NAME	ITEM NUMBER	
V Notch Shaft Adaptor (CL32 Only)	9015899		Shaft Adaptor HT Window (TL25 Only)	9026430	
Shaft Adaptor Turnils (TL25 Only)	9026428				

Tilt WireFree™ Accessories

Power Cables

NAME	ITEM NUMBER		NAME	ITEM NUMBER	
Power Extension Cable for External Battery Motor, 48" (122cm)	9016736		Power Extension Cable for External Battery Motor, 96" (244cm)	9018624	
Power Extension Cable for External Battery Motor, 10" (25cm)	9018623				

Power Supplies


NAME	ITEM NUMBER		NAME	ITEM NUMBER	
12V DC Plug-in Power Supply	1870940		12V DC Reloadable Battery Tube	9018685	
8 AA Lithium Battery Package (for Battery Tube 9018685)	9014834		Rechargeable Lithium-ion Battery Pack (for External Battery WireFree Motors)	9021217	

Power Supplies - Chargers





NAME	ITEM NUMBER		NAME	ITEM NUMBER	
Extension Charging Cable, 8" (For Cassette Applications) (V2 Head)	9021131		WireFree Li-ion Solar Panel Kit (Includes Solar Panel, Brackets, and Glass Mount Adhesive)	9027294	
LI-ION CHARGER PLUG	9025166		Magnetic Rigid Cable (for V2 Li-ion)	9028560	




Tilt WireFree™ Accessories

Power Supplies - Chargers



NAME	ITEM NUMBER	
Magnetic Adaptor (for V2 Li-ion)	9028562	


Miscellaneous Power Supplies

NAME	ITEM NUMBER	
Wall Mounting Clips for Battery Tubes (Optional)	9013263	
Silhouette Mounting Clips for Battery Tubes (Set of 2)	9013264	
Shangri-La Mounting Clips for Battery Tubes (Set of 2)	9013266	
Y Harness for Dual Reloadable Battery Tube	9018625	



NAME	ITEM NUMBER	
Y Harness for Dual Reloadable Battery Tube (10°/30° offset)	9018626	
Y Harness (Optional) 48" (120cm)	9018629	
Replacement Battery Clips for (Li-ion) Battery Pack (9021217)	9027701	



Headrail Adaptors

NAME	ITEM NUMBER	
Headrail Adaptor for Decora Sun Headrail	9025739	
Gutter Headrail Adaptor for Through-Shaft	9025742	

NAME	ITEM NUMBER	
Low Profile Headrail Adaptor for Through-Shaft	9025743	

Shaft Adaptors

NAME	ITEM NUMBER	
6mm Hexagonal Shaft Adaptor	9025928	
5.5mm Hexagonal Shaft Adaptor	9025929	

NAME	ITEM NUMBER	
5mm Hexagonal Shaft Adaptor	9025930	
6mm Square Shaft Adaptor	9025931	

Tilt WireFree™ Accessories

Shaft Adaptors

NAME	ITEM NUMBER		NAME	ITEM NUMBER	
6.4mm Square Shaft Adaptor	9025932		D Shaft Adaptor	9027062	
4mm Square Shaft Adaptor	9027060				

Drapery Motors



Designed for Silence Glydea ULTRA, the quietest motor available, transforms any room into a private, hushed environment.



Power Options WireFree, Plug-in (AC or DC), and hard-wired (AC) options available.



Strong Traversing Capacity Powerful enough to easily skim curtains across expansive windows.



Smart Home Smartphone app or voice commands enable effortless and convenient control.



Style Flexibility Premium motorized control for Ripplefold®, Pinch Pleat and many of the most popular drapery styles.



Technologies Advanced technology solutions that are easy to install and simple to use.

Glydea® ULTRA Motors

Zigbee®



The Glydea ULTRA Zigbee is a premium solution for high-end commercial/ hospitality and residential applications providing ultra-quiet, reliable performance. The control module in the Glydea ULTRA allows for Zigbee 3.0 bi-directional communication.

Convenience

- Zigbee control via integrated control module
- Maintenance-free

Easy installation and programming with TaHoma® pro

- Installation and programming done directly from the app: intuitive step-by-step programming instructions
- Integrated button on the motor allows for leaving the network and full reset
- Dedicated maintenance tool, Serv-e-Go
- Acts as a Zigbee® mesh network router to extend radio range

Reliability and services

- Highly secure protocol
- Somfy quality & warranty

Open protocol

- Native compatibility with Zigbee 3.0 controllers (including Samsung Smartthings)



Main functions

Soft start-stop	Adjustable speed	Position feedback	Quick & easy settings	Automatic limit setting
MY function	Manual override	Mesh network	Touch Motion	Works with Apple Home

Compatible end-products



NAME	HEAD TYPE	TORQUE (Nm)	SPEED (RPM)	INPUT VOLTAGE	CABLE LENGTH (FEET)	TECHNOLOGY	ITEM NUMBER
GLYDEA® ULTRA 35 ZIGBEE	WITHOUT HEAD	0.6	105	90-240V AC 50-60HZ	9.84	ZIGBEE	1241840
GLYDEA® ULTRA 60 ZIGBEE	WITHOUT HEAD	1	105	90-240V AC 50-60HZ	9.84	ZIGBEE	1241841

Glydea® ULTRA Motors

Radio Technology Somfy® (RTS)



Glydea® ULTRA is reliable, adaptable, robust, and discreet. A premium solution to motorize all types of curtains in any residential or commercial space.

Comfort & Convenience

- Reduce glare or enjoy privacy using the quietest motor solution available.
- Strong traversing capacity offers light, fluid movement for heavier curtains.
- Use natural voice commands to control RTS motorized solutions by adding TaHoma.

Energy Saving

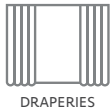
- Reduce energy costs automatically by adding sensors or timers.
- Protect valuable furnishings from the sun's damaging UV rays.



Main functions

- Large window coverings
- Soft start-stop
- Adjustable speed
- Quick & easy settings
- Automatic limit setting
- MY function
- Manual override
- Back release
- Touch Motion

Compatible end-products



NAME	HEAD TYPE	TORQUE (Nm)	SPEED (RPM)	INPUT VOLTAGE	RATED CURRENT (AMPS)	CABLE LENGTH (FEET)	TECHNOLOGY	ITEM NUMBER
GLYDEA® ULTRA 35 MOTOR RTS WITH 10' PLUG	WITHOUT HEAD	0.6	105	90-240V AC 50-60HZ	0.54	9.84	RTS 433 MHZ	1003152
GLYDEA® ULTRA 60 MOTOR RTS WITH 10' PLUG	WITHOUT HEAD	1.1	105	90-240V AC 50-60HZ	1.00	9.84	RTS 433 MHZ	1003159

Glydea® ULTRA Motors

Wired



Glydea® ULTRA is reliable, adaptable, robust, and discreet. A premium solution to motorize all types of curtains in any residential or commercial space.

Comfort & Convenience

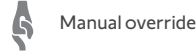
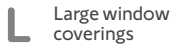
- Reduce glare or enjoy privacy using the quietest motor solution available.
- Strong traversing capacity offers light, fluid movement for heavier curtains.

Energy Saving

- Reduce energy costs automatically by adding sensors or timers.
- Protect valuable furnishings from the sun's damaging UV rays.



Main functions



Compatible end-products



NAME	HEAD TYPE	TORQUE (Nm)	SPEED (RPM)	INPUT VOLTAGE	RATED CURRENT (AMPS)	MOTOR LENGTH (INCHES)	CABLE LENGTH (FEET)	TECHNOLOGY	ITEM NUMBER
GLYDEA® ULTRA 35 WIRED MOTOR (NO PLUG)	WITHOUT HEAD	0.6	105	90-240V AC 50-60HZ	0.54	13.70	4.92	WIRED	1003153
GLYDEA® ULTRA 60 WIRED MOTOR (NO PLUG)	WITHOUT HEAD	1.1	105	90-240V AC 50-60HZ	1.00	13.70	4.92	WIRED	1003160

Glydea® ULTRA Motors

Dry Contact



Glydea® ULTRA is reliable, adaptable, robust, and discreet. A premium solution to motorize all types of curtains in any residential or commercial space.

Comfort & Convenience

- Reduce glare or enjoy privacy using the quietest motor solution available.
- Strong traversing capacity offers light, fluid movement for heavier curtains.

Energy Saving

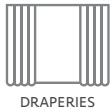
- Reduce energy costs automatically by adding sensors or timers.
- Protect valuable furnishings from the sun's damaging UV rays.



Main functions

- Large window coverings
- Soft start-stop
- Adjustable speed
- Quick & easy settings
- Automatic limit setting
- MY function
- Manual override
- Back release
- Touch Motion

Compatible end-products



NAME	HEAD TYPE	TORQUE (Nm)	SPEED (RPM)	INPUT VOLTAGE	RATED CURRENT (AMPS)	CABLE LENGTH (FEET)	TECHNOLOGY	ITEM NUMBER
GLYDEA® ULTRA 35 MOTOR DCT WITH 10' PLUG	WITHOUT HEAD	0.6	105	90-240V AC 50-60HZ	0.54	9.84	DCT	1003151
GLYDEA® ULTRA 60 MOTOR DCT WITH 10' PLUG	WITHOUT HEAD	1.1	105	90-240V AC 50-60HZ	1.00	9.84	DCT	1003158

Irismo™ Motors

Radio Technology Somfy® (RTS)



The Irismo™ Mini DC is a friendly, low-voltage, and discreet solution to easily motorize draperies.

Comfort & Convenience

- Perfect solution to reduce glare or create instant privacy.
- Open or close draperies with the simple press of a button.
- Superior, reliable performance.
- Smartphone/tablet app provides control from virtually anywhere.
- Use natural voice commands to control RTS motorized solutions by adding TaHoma.

Energy Savings

- Reduce energy consumption up to 40%.
- Protect valuable furnishings from harmful UV rays.
- Add optional timers or sensors to provide automatic control.

Flexible Control Options

- Built-in RTS module (compatible with all RTS control options).
- Easy integration with third-party automation systems.

Aesthetically Pleasing

- Clean white finish can easily be concealed above, to the left, or to the right of the track.

Quiet Yet Efficient

- Motor design and advanced high performance belt drive system provides quiet operation.
- Touch motion and manual override allows manual control as desired.



Main functions

- Medium sized blinds
- Soft start-stop
- Adjustable speed
- Quick & easy settings
- Automatic limit setting
- MY function
- Manual override
- Back release
- Touch Motion

Compatible end-products



NAME	HEAD TYPE	TORQUE (Nm)	SPEED (RPM)	INPUT VOLTAGE	RATED CURRENT (AMPS)	CABLE LENGTH (FEET)	TECHNOLOGY	ITEM NUMBER
IRISMO™ 35 (MINI DC) RTS* (INCLUDES 24V DC POWER SUPPLY)	WITHOUT HEAD	0.6	87.5	90-240V AC 50-60HZ	2.00	13.12	RTS 433 MHZ	1003004
IRISMO™ 45 WIREFREE RTS* (WITH RECHARGEABLE BATTERY)	WITHOUT HEAD	0.8	87.5	24V DC	1.50		RTS 433 MHZ	1002353

Irismo™ Motors

Dry Contact

DRY CONTACT

The Irismo™ Mini DC is a friendly, low-voltage, and discreet solution to easily motorize draperies.

Comfort & Convenience

- Perfect solution to reduce glare or create instant privacy.
- Open or close draperies with the simple press of a button.
- Superior, reliable performance.
- Smartphone/tablet app provides control from virtually anywhere.

Energy Savings

- Reduce energy consumption up to 40%.
- Protect valuable furnishings from harmful UV rays.
- Add optional timers or sensors to provide automatic control.

Flexible Control Options

- Easy integration with third-party automation systems.

Aesthetically Pleasing

- Clean white finish can easily be concealed above, to the left, or to the right of the track.

Quiet Yet Efficient

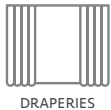
- Motor design and advanced high performance belt drive system provides quiet operation.
- Touch motion and manual override allows manual control as desired.



Main functions

- Medium sized blinds
- Soft start-stop
- Adjustable speed
- Quick & easy settings
- Automatic limit setting
- MY function
- Manual override
- Back release
- Touch Motion

Compatible end-products



NAME	HEAD TYPE	TORQUE (Nm)	SPEED (RPM)	INPUT VOLTAGE	CABLE LENGTH (FEET)	TECHNOLOGY	ITEM NUMBER
IRISMO™ 35 (MINI DC) DCT* (INCLUDES 24V DC POWER SUPPLY)	WITHOUT HEAD	0.6	87.5	90-240V AC 50-60HZ	13.12	DCT	1003003

Drapery Accessories



Rails



White Components



Brackets




Bronze Components




Common Components

Glydea® ULTRA & Irismo™ Accessories

Z-Wave®

NAME	ITEM NUMBER		NAME	ITEM NUMBER	
Z-Wave Module for Drapery Motors (Irismo™ DCT to Z-Wave Upgrade)	1870228		Z-Wave Irismo™ 24V Mini DC Control Enclosure Kit	1870280	




Power over Ethernet (PoE) Gateway

NAME	ITEM NUMBER	
Drapery Adaptor for Power over Ethernet (PoE) Gateway	9025012	

Somfy Digital Network™ (SDN) Drapery Modules

NAME	ITEM NUMBER		NAME	ITEM NUMBER	
RS485 Module for Irismo™ Motors (Irismo DCT to RS485 Upgrade)	1811129		RS485 (2-Way) Module for Glydea® ULTRA Motors	1870275	

Data Cables

NAME	ITEM NUMBER		NAME	ITEM NUMBER	
Modular Cable, 25 ft., Grey	9013149		8 ft. Cable with RJ12 Plug	9015443	
Modular Cable, 7 ft.	9013346				

Power Supplies

NAME	ITEM NUMBER	
Replacement 25.9V Rechargeable Li-ion Battery for Irismo™ 45 WireFree RTS (1002353)	9026476	

Power Supplies - Chargers

NAME	ITEM NUMBER	
Battery Charger for Irismo™ 45 WireFree RTS (1002353)	1003080	

Glydea® ULTRA & Irismo™ Accessories













White Components

NAME	ITEM NUMBER		NAME	ITEM NUMBER	
Pinch Pleat Return Hook	1780895		Drive Pulley	1780945	
White Pulley Cover	1780898		RippleFold Pendant Only	1780948	
Drapery Track 96' per Carton (6pcs x 16') (Minimum order of 16')(Sold per Foot)	1780899		High Performance Rotating Eye Runner	1781415	
Carrier RippleFold 120% (Quantity per Roll: 500)(Sold Individually)	1780901		8.75" - 10.25" Projection Double Wall Mount Bracket Kit	1782053	
Carrier RippleFold 100% (Quantity per Roll: 500)(Sold Individually)	1780902		4.5" - 6" Projection Adjustable Wall /Ceiling Bracket Kit	1782054	
Carrier RippleFold 80% (Quantity per Roll: 500)(Sold Individually)	1780903		Small Pulley	1782318	
RippleFold Return Snap	1780905		Silent High Performance Rotating Eye Runner	1782921	
One Touch Ceiling Bracket	1780907		RippleFold Silent Runners 80% (White) (Quantity per Roll: 250)(Sold Individually)	9027592	
4.5" - 6" Projection Adjustable Wall Mount Bracket	1780909		RippleFold Silent Runners 100% (White) (Quantity per Roll: 250)(Sold Individually)	9027593	
8.75"-10.25" Projection Double Adjustable Wall Mount Bracket	1780910		RippleFold Silent Runners 120% (White) (Quantity per Roll: 250)(Sold Individually)	9027594	













Bronze Components

NAME	ITEM NUMBER		NAME	ITEM NUMBER	
Small Pulley	1782861		Return Snap for RippleFold	1782863	
Motor Hook for Pinch Pleat	1782862		Swivel Ceiling Bracket	1782864	

Glydea® ULTRA & Irismo™ Accessories Bronze Components









NAME	ITEM NUMBER		NAME	ITEM NUMBER	
One Touch Ceiling Bracket	1782865		Carrier RippleFold 100% (Quantity per Roll: 500)(Sold Individually)	1782871	
Adjustable Wall Mount Bracket	1782866		Carrier RippleFold 80% (Quantity per Roll: 500) (Sold Individually)	1782872	
Double Adjustable Wall Mount Bracket	1782867		Drive Pulley	1782873	
Pulley Cover	1782868		Drapery Track 228' per Carton (12pcs x 19') (Minimum order of 19')(Sold per Foot)	9025133	
High Performance Rotating Eye Runner	1782869		4.5" - 6" Projection Adjustable Wall/Ceiling Bracket Kit (Bronze)	9025621	
Carrier RippleFold 120% (Quantity per Roll: 500)(Sold Individually)	1782870		8.75" - 10.25" Projection Double Wall Mount Bracket Kit (Bronze)	9025622	

Common Drapery Components


NAME	ITEM NUMBER		NAME	ITEM NUMBER	
Swivel Ceiling Bracket (Recommended for Curved and Bent Tracks)	1780906		Glystro Conversion Kit	1782106	
Top Mount Motor Kit	1780908		Ripple Snap Tape 100-Yard Roll	1782301	
One Way Overlap Universal Arm (For Use with Large Pulley)	1780947		Straight Rail Joint for Spliced Tracks	1782316	
RippleFold Butt Master Arms (2 required)	1780953		One Way Butt Arm Kit	1782319	
Heavy Duty Master Carrier	1781344		Overlap Arm Kit (For Center and One Way Openings)	1782320	
High Performance Belt for Drapery Tracks (Sold per Foot)	1782084		Straight Arm Kit (for Center Opening)	1782321	

Glydea® ULTRA & Irismo™ Accessories



Common Drapery Components

NAME	ITEM NUMBER		NAME	ITEM NUMBER	
Ripple Snap Tape (100 yd roll) (Sold per Yard)	1782542		Empty Irismo™ 24V Mini DC Control Enclosure Kit	9021132	
Stabilizer Wheel for Carrier Arms	1782661		Adjustable RippleFold Arm Kit	9027045	
Straight Arm Kit (for Butted Tracks)	1782662		90 Degree Drapery Motor Adaptor Plate	9027179	
Silent Heavy Duty Master Carrier	1782922		Fixing Holder for RippleFold Runner	9027657	

Tools

NAME	ITEM NUMBER	
Limit Setting Tool (for use with Sonesse® 30 Dry Contact/RS485, Glydea® ULTRA & Irismo™ DCT)	9014599	

Curving/Bending & Packaging Fees

NAME	ITEM NUMBER		NAME	ITEM NUMBER	
Service Charge for Custom Curving/Bending	9014999		Special Packing Charge	9019872	

Lined writing area with 20 horizontal lines.



Outdoor Living

Today more than ever, people are looking beyond their walls and seeking ways to extend the comforts of their living environment to the great outdoors. For homeowners and commercial operations alike, Somfy® provides a variety of motorization solutions to maximize the comfort and convenience of outdoor life. These solutions are easy to install, easy to operate, and easy to enjoy.

Convenient Control	176
Awning Motors	179
Awning Accessories	191
Exterior Screen Motors	205
Exterior Screen Accessories	217
Pergola Motors	229
Pergola Accessories	231
Rolling Shutter Motors	233
Rolling Shutter Accessories	245



Convenient Control

Somfy makes it simple to take pleasure in the outdoors with a choice of control systems for effortless, intuitive operation.

- Radio Technology Somfy® (RTS) systems place total control of awnings, screens, rolling shutters, and pergolas at the user's fingertips with hand-held remotes, wireless switches, automatic timers, and other control options.
- Somfy's TaHoma® provides easy control anytime with a simple smart-device app, automatic timed scenes, or even natural voice commands.
- Somfy sensor accessories allow the ultimate in convenience with automatic control depending on time, wind, sun, or weather conditions.

Awnings

Motorized awnings powered by Somfy instantly transform any deck, patio, or porch into a cool, shaded outdoor living space with one-touch simplicity. They give users more opportunity to enjoy their outdoor living space and more control of their natural outdoor lighting, while protecting their valuable furnishings from harmful UV rays.

Somfy sensors enable awning systems to detect and react to changing outdoor conditions. When the sun beats down, the awning extends; when the wind begins to blow, it automatically retracts.

Exterior Screens

Motorized exterior screens are a simple solution that enhances the cool comfort, insect protection, energy efficiency, and privacy of virtually any living environment. Our motorized systems are designed for all types of outdoor screens.

When integrated with an RTS sun sensor, Somfy exterior screen systems will lower automatically to maintain an optimal temperature inside. And when night falls and lights turn on, a timer enables screens to lower and protect the home from unwanted insects.

Pergolas

Utilizing built-in sensors, Somfy's motorized pergola systems automatically adapt the position of the slats according to the weather conditions. In rain, snow, strong winds, ice, or other challenging conditions, the pergola remains protected year-round.

Customized pergola systems allow easy outdoor comfort and enjoyment in all four seasons, especially when connected with heating and lighting products.

Rolling Shutters

Motorized rolling shutters protect any home from the elements, including hurricanes and storm damage, with the touch of a button or a simple voice command. Users can also control them when away from home with our TaHoma smart system.


Somfy rolling shutter motors offer enhanced security and resistance to break-ins thanks to their tough anti-lift links. They also provide excellent insulation for energy savings, and for shutting out noise and light from the outside. And Somfy offers the quietest rolling shutter motors in the industry for a peaceful home environment.





NOTES

Awning Motors



Extend Outdoor Living Space Quick, cool comfort for patios and decks, and UV protection for valuable outdoor furniture.



Power Options A wide range of torque choices available. Sunea motors are UL listed for safe, easy-to-use connection.



Features for Flexibility Motors equipped with compact manual override in event of a power failure.



Smart Home Limit settings and product position preferences managed with fingertip controls or TaHoma switch.



Energy Savings In addition to controlling natural light, environmentally friendly motors conserve power in standby mode.



Technologies Adapts to quickly changing weather with sensors that react to sun, wind and rain.

LS40 AC Motor

Standard Motors - Progressive Limit Adjustment



The LS40 AC is a wired, 40mm motor for blinds and screens.

Easy Integration

- Thin and round head.
- Suitable for compact tubes diameter 37mm or more (internal diameter).

Easy Limit Setting

- Down and up end limits set by the progressive adjusting knob on the motor head.

Simple, Effortless, and Comfortable

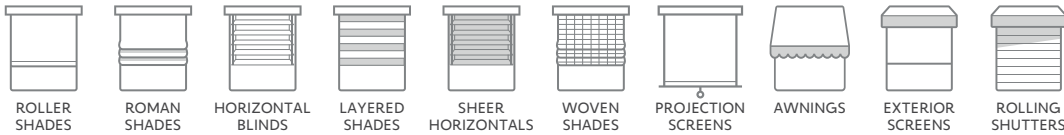
- Accessible motorization to move blinds, shades, or screens effortlessly.



Main functions

- M** Medium sized blinds
- Progressive limit setting

Compatible end-products



NAME	HEAD TYPE	TORQUE (Nm)	SPEED (RPM)	INPUT VOLTAGE	RATED CURRENT (AMPS)	MOTOR LENGTH (INCHES)	CABLE LENGTH (FEET)	TECHNOLOGY	ITEM NUMBER
412R2 RH WITHOUT FAST CONNECTOR	ROUND	12	10	120V AC 60HZ	1.05	19.09	6.56	WIRED	1024192

LT50 Sunea® CMO AC Motors

Radio Technology Somfy® (RTS)



Sunea™ is the most advanced, innovative motor for cassette, semi-cassette, and standard awnings. A Sunea motorized awning can be controlled with any Radio Technology Somfy accessory including hand-held remote controls, wireless wall switches, and timers.

Easy Install

- Can be plugged into a standard wall outlet or hard-wired.
- Automatically resets its limits as the fabric settles or stretches.
- Maintain control of the awning even with loss of power using a manual crank handle.
- Settings and controls are maintained in the motor's memory.

Radio Technology Somfy

- Compatible with all RTS-powered systems, controls, and accessories so users can mix and match options to maximize product performance.
- Exclusive Somfy "my" feature saves a favorite/preferred product position.
- RTS is omni-directional, so no need to aim the remote at the product being controlled.

Universal Quick Connector

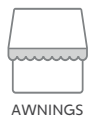
- Molded in white to match connector and cable colors.
- For interior and exterior IP55 (diameter 40 & 50) motors, radio and wired.
- UL recognized for a safe, easy-to-use connection.
- Plug & play extensions (no electrician needed).
- Limited motor SKUs to effectively manage inventory.
- Flexibility to manage extension lengths as needed.



Main functions

Manual override	Back release	Back impulse	MY function	Semi-automatic limit setting
Remote limit setting	Compatible with rain, sun, & wind sensors	Quick & easy settings	Electronic end limits	

Compatible end-products



NAME	HEAD TYPE	TORQUE (Nm)	SPEED (RPM)	INPUT VOLTAGE	RATED CURRENT (AMPS)	MOTOR LENGTH (INCHES)	CABLE LENGTH (FEET)	TECHNOLOGY	ITEM NUMBER
SUNEA® RTS CMO 525A2 WITH 18" FAST CONNECTOR	CMO	25	20	120V AC 60HZ	1.60	28.35	1.31	RTS 433 MHZ	1114304
SUNEA® RTS CMO 535A2 WITH 18" FAST CONNECTOR	CMO	35	20	120V AC 60HZ	2.10	28.35	1.31	RTS 433 MHZ	1116321
SUNEA® RTS CMO 550R2 WITH 18" FAST CONNECTOR	CMO	50	14	120V AC 60HZ	2.10	28.35	1.31	RTS 433 MHZ	1118210

LT50 Orea[®] AC Motors

Radio Technology Somfy[®] (RTS)



Orea[®] is suitable for pre- and post-construction opportunities and can be controlled with any Radio Technology Somfy accessory including hand-held remote controls, sensors, wireless wall switches, and timers.

Easy Install

- Plug and play tubular motor with no need for costly wiring.
- Star motor head reduces the light gap.
- Automatic up limit detection with adjustable closing force to ensure a cassette always closes perfectly.
- Easily set and adjust limits with the transmitter.

Radio Technology Somfy

- Compatible with all RTS-powered systems, controls, and accessories so users can mix and match options to maximize product performance.
- Exclusive Somfy “my” feature saves a favorite/preferred product position.
- RTS is omni-directional, so no need to aim the remote at the product being controlled.



Main functions



Semi-automatic limit setting



MY function



Back release



Back impulse



Remote limit setting



Quick & easy settings



Electronic end limits



Compatible with rain, sun, & wind sensors

Compatible end-products



AWNINGS



EXTERIOR SCREENS

NAME	HEAD TYPE	TORQUE (Nm)	SPEED (RPM)	INPUT VOLTAGE	RATED CURRENT (AMPS)	MOTOR LENGTH (INCHES)	CABLE LENGTH (FEET)	TECHNOLOGY	ITEM NUMBER
OREA RTS 535A2	STAR	35	20	120V AC 60HZ	1.10	26.89	9.84	RTS 433 MHZ	1038173
OREA RTS 550R2	STAR	50	14	120V AC 60HZ	1.10	26.89	9.84	RTS 433 MHZ	1038174

LT50 CMO AC Motors

Wired



The LT50 CMO is a 120V/60Hz standard tubular motor featuring compact manual override to operate manually when power is not available.

Easy to Install & Use

- Features a compact manual override (CMO) allowing operation in the event of a power failure.
- A standard 4-wire motor is an ideal choice for preconstruction opportunities while the walls are open and operation with a wired switch is preferred.
- Detachable power cable to easily manage wire length or replace if needed.
- Standard control options include wired wall switches.
- Easily set and adjust limits using rapid push-buttons.

Environmentally Friendly

- Designed to save energy.
- Doesn't consume power in standby mode.



Main functions



Quick & easy settings



Rapid limit adjustments



Manual override

Compatible end-products



AWNINGS



ROLLING SHUTTERS

NAME	HEAD TYPE	TORQUE (Nm)	SPEED (RPM)	INPUT VOLTAGE	RATED CURRENT (AMPS)	MOTOR LENGTH (INCHES)	CABLE LENGTH (FEET)	TECHNOLOGY	ITEM NUMBER
525A2 CMO	CMO	25	20	120V AC 60HZ	1.60	23.90	6.56	WIRED	1043010
530R2 CMO	CMO	30	14	120V AC 60HZ	1.50	23.90	6.56	WIRED	1045017
535A2 CMO	CMO	35	20	120V AC 60HZ	2.10	26.65	6.56	WIRED	1047006
540R2 CMO	CMO	40	14	120V AC 60HZ	1.80	26.65	6.56	WIRED	1049026
550R2 CMO	CMO	50	14	120V AC 60HZ	2.10	26.65	6.56	WIRED	1051014

LT50 RTS CMO AC Motors

Radio Technology Somfy® (RTS)



LT50 RTS CMO tubular motors have RTS built-in and feature a compact manual override (CMO).

Easy to Install & Use

- Premier choice for hurricane shutters and retractable awnings.
- 120V tubular motor with built-in RTS.
- Features a compact manual override (CMO) which allows users to operate the motorized application manually when power is not available.
- This motor can be plugged into a standard wall outlet or hard-wired.
- Detachable power cable to easily manage wire length or replace if needed.
- Easily integrates with most home automation systems.
- Compatible with full range of RTS controls and accessories.
- Easily set and adjust limits using rapid push-buttons.



Main functions



Quick & easy settings



Rapid limit adjustments



Manual override



Compatible with rain, sun, & wind sensors



MY function

Compatible end-products



AWNINGS



ROLLING SHUTTERS

NAME	HEAD TYPE	TORQUE (Nm)	SPEED (RPM)	INPUT VOLTAGE	RATED CURRENT (AMPS)	MOTOR LENGTH (INCHES)	CABLE LENGTH (FEET)	TECHNOLOGY	ITEM NUMBER
525A2 RTS CMO	CMO	25	20	120V AC 60HZ	1.60	30.98	9.84	RTS 433 MHZ	1043426
530R2 RTS CMO	CMO	30	14	120V AC 60HZ	1.50	30.98	9.84	RTS 433 MHZ	1051476
535A2 RTS CMO	CMO	35	20	120V AC 60HZ	2.10	30.98	11.48	RTS 433 MHZ	1047306
540R2 RTS CMO	CMO	40	14	120V AC 60HZ	1.80	30.98	9.84	RTS 433 MHZ	1051477
550R2 RTS CMO	CMO	50	14	120V AC 60HZ	2.10	30.98	9.84	RTS 433 MHZ	1051466

LT50 AC Motors

Somfy Digital Network™ (SDN) RS485



LT50 AC motors offer intelligent two-way communication.

Multiple Applications

- Internal, External, Residential, and Commercial, and Integrated network solutions.

Simple Installation & Setup

- Compatible with leading industry hardware.
- Can be mounted in the bracket six different ways.
- Features a “snap-on” style connection for roller tube adapters.
- Customizable power cord lengths based on installation requirements.
- Limits may be set using progressive screw adjustment buttons, a radio transmitter, or addressable network limit settings.



Easy Integration

- Suitable for tubes diameter 47mm or more (internal diameter).
- Removable cable.

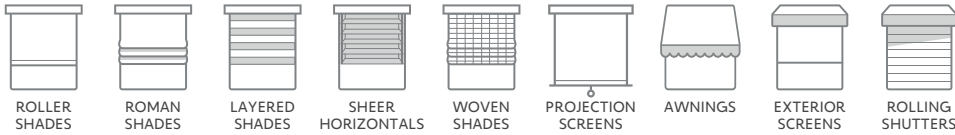
Wide Compatibility

- Compatible with the Somfy Digital Network (SDN).
- Easily integrates with third-party control systems.

Main functions

- Large window coverings
- Position feedback
- Electronic end limits
- Advanced diagnostic

Compatible end-products



NAME	HEAD TYPE	TORQUE (Nm)	SPEED (RPM)	INPUT VOLTAGE	RATED CURRENT (AMPS)	MOTOR LENGTH (INCHES)	CABLE LENGTH (FEET)	TECHNOLOGY	ITEM NUMBER
535A2 RS485	STAR	35	20	120V AC 60HZ	2.10	26.89	9.84	RS485	1002288

LT50 AC Motors

Standard Motors - Rapid Limit Adjustment



The LT50 AC is a standard 4-wire star head motor, an ideal choice for pre-construction opportunities while the walls are open. Control an individual shade or group of shades with a wired switch.

Installation Advantages

- Adjustable motorhead orientation installs in 6 different positions.
- Power cable is detachable at the motor head for quick replacement when necessary or to manage wire length.
- Drive wheels snap on for quick assembly.
- Rapid push-button limits allow for quick and easy setting and adjustment.
- Optional fast connectors are available in various lengths to avoid the need for an electrician.

Energy Savings

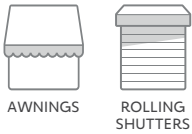
- Act for Green motor, designed to be environmentally friendly.
- Doesn't consume power in standby mode for reduced user costs.



Main functions

- Large window coverings
- Quick & easy settings
- Rapid limit adjustments

Compatible end-products



NAME	HEAD TYPE	TORQUE (Nm)	SPEED (RPM)	INPUT VOLTAGE	RATED CURRENT (AMPS)	MOTOR LENGTH (INCHES)	CABLE LENGTH (FEET)	TECHNOLOGY	ITEM NUMBER
515A2 15/20 SJTW	STAR	15	20	120V AC 60HZ	1.10	20.98	9.84	WIRED	1040063
520R2 20/14 SJTW	STAR	20	14	120V AC 60HZ	0.70	20.98	9.84	WIRED	1042055
525A2 25/20 SJTW	STAR	25	20	120V AC 60HZ	1.60	22.17	9.84	WIRED	1043424
530R2 30/14 SJTW	STAR	30	14	120V AC 60HZ	1.50	22.17	9.84	WIRED	1045793
535A2 35/20 SJTW	STAR	35	20	120V AC 60HZ	2.10	24.13	9.84	WIRED	1047368
540R2 40/14 SJTW	STAR	40	14	120V AC 60HZ	1.80	24.13	9.84	WIRED	1049894
550R2 50/14 SJTW	STAR	50	14	120V AC 60HZ	2.10	24.13	9.84	WIRED	1051464

LT60 AC Motors

Wired



A standard 4-wire star head motor, an ideal choice for pre-construction opportunities while the walls are open. Control an individual shade or group of shades with a wired switch.

Installation Advantages

- Adjustable motorhead orientation installs in six different positions.
- Power cable is detachable at the motor head for quick replacement when necessary or to manage wire length.
- Drive wheels snap on for quick assembly.
- Rapid push-button limits allow for quick and easy setting and adjustment.

Energy Savings

- Act for Green motor, designed to be environmentally friendly.
- Doesn't consume power in standby mode for reduced user costs.



Main functions



Quick & easy settings



Rapid limit adjustments

Compatible end-products



AWNINGS



ROLLING SHUTTERS

NAME	HEAD TYPE	TORQUE (Nm)	SPEED (RPM)	INPUT VOLTAGE	RATED CURRENT (AMPS)	MOTOR LENGTH (INCHES)	CABLE LENGTH (FEET)	TECHNOLOGY	ITEM NUMBER
660R2 60/14 SJTW	STAR	60	14	120V AC 60HZ	2.50	26.18	9.84	WIRED	1162272
680R2 80/14 SJTW	STAR	80	14	120V AC 60HZ	3.40	26.18	9.84	WIRED	1164262
6100R2 100/14 SJTW	STAR	100	14	120V AC 60HZ	3.80	26.18	9.84	WIRED	1166290

LT60 Altus[®] AC Motors

Radio Technology Somfy[®] (RTS)



The LT60 Altus is a universal solution for larger rolling shutters and awnings.

Easy Install

- Can be plugged into a standard wall outlet or in-wall wired.
- Limits quickly set and adjusted from the transmitter.
- Starhead motor reduces the light gap.

Radio Technology Somfy

- Compatible with all RTS-powered systems, controls, and accessories so users can mix and match options to maximize product performance.
- Exclusive Somfy “my” feature saves a favorite/preferred product position.
- RTS is omni-directional, so no need to aim the remote at the product being controlled.



Main functions



Quick & easy settings



Remote limit setting



Compatible with rain, sun, & wind sensors



MY function



Electronic end limits

Compatible end-products



AWNINGS



ROLLING SHUTTERS

NAME	HEAD TYPE	TORQUE (Nm)	SPEED (RPM)	INPUT VOLTAGE	RATED CURRENT (AMPS)	MOTOR LENGTH (INCHES)	CABLE LENGTH (FEET)	TECHNOLOGY	ITEM NUMBER
ALTUS [®] RTS 660R2	STAR	60	14	120V AC 60HZ	2.50	27.56	9.84	RTS 433 MHZ	1162271
ALTUS [®] RTS 680R2	STAR	80	14	120V AC 60HZ	3.40	29.13	9.84	RTS 433 MHZ	1164261
ALTUS [®] RTS 6100R2	STAR	100	14	120V AC 60HZ	3.80	29.13	9.84	RTS 433 MHZ	1166289

LT60 CMO AC Motors

Wired



LT60 CMO standard tubular motors are ideal for larger applications. They feature a compact manual override for when power is not available.

Ease of Installation

- Standard 4-wire motor is an ideal choice for preconstruction opportunities while the walls are open and operation with a wired switch is preferred.
- Standard control options include wired wall switches.
- Easily set and adjust limits using rapid push-buttons.
- Detachable power cable to easily manage wire length, or replace if needed.

Environmentally Friendly

- Designed to save energy.
- Doesn't consume power in standby mode.



Main functions



Quick & easy settings



Rapid limit adjustments



Manual override

Compatible end-products



AWNINGS



ROLLING SHUTTERS

NAME	HEAD TYPE	TORQUE (Nm)	SPEED (RPM)	INPUT VOLTAGE	RATED CURRENT (AMPS)	MOTOR LENGTH (INCHES)	CABLE LENGTH (FEET)	TECHNOLOGY	ITEM NUMBER
660R2 CMO	CMO	60	14	120V AC 60HZ	2.50	25.79	6.56	WIRED	1162014
680R2 CMO	CMO	80	14	120V AC 60HZ	3.40	27.17	6.56	WIRED	1164013
6100R2 CMO	CMO	100	14	120V AC 60HZ	3.80	27.17	6.56	WIRED	1166016

Awning Accessories



Crowns & Drives



Cables



Motor Brackets



Override Parts





LED Lighting



400 Series Accessories

Power Cables








NAME	ITEM NUMBER	
4-Conductor Motor Cable SJTW (Sold per Foot)	9012110	

Power Cables - 4-Conductor Fast Connector & Extensions

NAME	ITEM NUMBER	
Fast Connector Extension Cable 4C SJTW - 4.4 ft.	9021117	
Fast Connector Extension Cable 4C SJTW - 8.4 ft.	9021118	

NAME	ITEM NUMBER	
Fast Connector Extension Cable 4C SJTW - 16.4 ft.	9021120	
Fast Connector Extension Cable 4C SJTW - 22.4 ft.	9021121	

Crowns & Drives


NAME	ITEM NUMBER	
Crown and Drive Set (Somfy 40mm x 1.5mm Round Tube)	9012224	
400 Series Crown and Drive Set (40mm x 0.8mm Octagonal Tube)	9012225	
400 Series to 500 Series Crown and Drive Adaptor Kit	9013763	
Soft Drive Wheel 44mm (Acmeda Type)	9013790	
Crown Adaptor 44mm Tube (Acmeda Type)	9013791	
Drive Adaptor (for 40mm x 1mm Round Tube)	9132142	
Crown Adaptor (for 40mm x 1mm Round Tube)	9132143	

NAME	ITEM NUMBER	
40mm Octagonal Crown for 40mm x 0.8mm Octagonal Tube	9147327	
Crown (for 40mm x 1.5mm Round Tube)	9147330	
Drive for (40mm x 1.5mm Round Tube)	9147544	
Drive (for 40mm x 0.8mm Octagonal Tube)	9147545	
Anti-Blocking System (ABS) 400 Series Left Rotation	9704138	
Anti-Blocking System (ABS) 400 Series Right Rotation	9704139	


400 Series Accessories

Tubes


NAME	ITEM NUMBER	
40mm Round Aluminum Tube (ID 36mm) (20 ft. Max Length)	1781153	

NAME	ITEM NUMBER	
40mm Octagonal Tube (Minimum Order Length 20')	1781154	



Adaptor Plates


NAME	ITEM NUMBER	
R8 Adaptor Plate	9012258	

Idler End Caps

NAME	ITEM NUMBER	
End Cap for 40mm Octagonal Tube	9012274	

Motor Brackets

NAME	ITEM NUMBER	
10mm Square Motor Bracket for 400S Motors	9147334	
LO Motor Bracket for 400S Motors	9147337	


NAME	ITEM NUMBER	
400 Series to 500 Series Motor Mounting Conversion Bracket	9500659	

Tools

NAME	ITEM NUMBER	
Standard Motor Tester Cable, 4-Wire	9012116	

500 Series Accessories

Somfy Digital Network™ (SDN) Bus Components

NAME	ITEM NUMBER	
SDN PowerConnect™ Power Panel	1871026	

500 Series Accessories

Power Cables

NAME	ITEM NUMBER	
4-Conductor Motor Cable SJTW (Sold per Foot)	9012110	




NAME	ITEM NUMBER	
3-Conductor Motor Cable SJTW (Sold per Foot)	9012111	




Power Cables - 3-Conductor LT

NAME	ITEM NUMBER	
Sonesse® 50 & LT50/LT60 RTS/RS485 SJTW 3C Cable - 10 ft.	9018190	
Sonesse® 50 & LT50/LT60 RTS/RS485 SJTW 3C Cable - 24 ft.	9020985	
Sonesse® 50 & LT50/LT60 RTS/RS485 SJTW 3C Cable with NEMA Plug - 1.5 ft.	9021049	
Sonesse® 50 & LT50/LT60 RTS/RS485 SJTW 3C Cable with NEMA Plug - 6 ft.	9021050	


NAME	ITEM NUMBER	
Sonesse® 50 & LT50/LT60 RTS/RS485 SJTW 3C Cable with NEMA Plug - 10 ft.	9021051	
Sonesse® 50 & LT50/LT60 RTS/RS485 SJTW 3C Cable with NEMA Plug - 18 ft.	9021052	
Sonesse® 50 & LT50/LT60 RTS/RS485 SJTW 3C Cable with NEMA Plug - 24 ft.	9021053	


Power Cables - 3-Conductor CMO

NAME	ITEM NUMBER	
LT50 CMO RTS Cable with 5-15P Right Angle NEMA Plug - 12 ft.	9012148	
LT50 CMO RTS Cable with 5-15P Right Angle NEMA Plug - 24 ft.	9012149	
LT50 CMO RTS Cable with 5-15P Right Angle NEMA Plug - 18 ft.	9012150	

NAME	ITEM NUMBER	
LT50 CMO RTS Cable with 5-15P Right Angle NEMA Plug - 6 ft.	9019950	
LT50 CMO RTS SJTW 3C Cable - 10 ft.	9021025	
LT50 CMO RTS SJTW 3C Cable - 24 ft.	9021047	

Power Cables - 4-Conductor LT

NAME	ITEM NUMBER	
Sonesse® 50 & LT50/LT60 SJTW 4C Cable - 10 ft.	9018345	

NAME	ITEM NUMBER	
Sonesse® 50 & LT50/LT60 SJTW 4C Cable - 24 ft.	9021046	

500 Series Accessories

Power Cables - 4-Conductor CMO

NAME	ITEM NUMBER	NAME	ITEM NUMBER
CMO Motor Cable - 12 ft.	9012137	CMO Motor Cable - 24 ft.	9208308
CMO Motor Cable - 6 ft.	9208302		

Power Cables - 3-Conductor Fast Connector & Extensions

NAME	ITEM NUMBER	NAME	ITEM NUMBER
Fast Connector Extension Cable 3C SJTW with NEMA Plug - 10.4 ft.	9020791	Fast Connector Extension Cable 3C SJTW with NEMA Plug - 4.4 ft.	9021114
Fast Connector Extension Cable 3C SJTW with NEMA Plug - 18 ft.	9020792	Fast Connector Extension Cable 3C SJTW with NEMA Plug - 8.4 ft.	9021115
Fast Connector Extension Cable 3C SJTW with NEMA Plug - 24 ft.	9020793	Fast Connector Extension Cable 3C SJTW without NEMA Plug - 8.4 ft.	9021157
Sonesse® 50 & LT50 RTS/RS485 Motor Pigtail to Fast Connector SJTW 3C Cable - 1.6 ft.	9020803	Panel Mount, 3C Female Fast Connector	9026398
Fast Connector Extension Cable 3C SJTW with NEMA Plug - 1.4 ft.	9021113		

Power Cables - 4-Conductor Fast Connector & Extensions

















NAME	ITEM NUMBER	NAME	ITEM NUMBER
Sonesse® 50 & LT50 Motor Pigtail to Fast Connector SJTW 4C Cable - 1.6 ft.	9020804	Fast Connector Extension Cable 4C SJTW - 16.4 ft.	9021120
Fast Connector Extension Cable 4C SJTW - 4.4 ft.	9021117	Fast Connector Extension Cable 4C SJTW - 22.4 ft.	9021121
Fast Connector Extension Cable 4C SJTW - 8.4 ft.	9021118		

500 Series Accessories

Data Cables


NAME	ITEM NUMBER		NAME	ITEM NUMBER	
4-Conductor 26 AWG Modular Cable RJ9 to RJ45 - 2.5 ft. (Data Only, Black)	9018541		4-Conductor 26 AWG Modular Cable RJ9 to RJ45 - 2.5 ft. (Power & Data, Grey)	9018545	
4-Conductor 26 AWG Modular Cable RJ9 to RJ45 - 8 ft. (Data Only, Black)	9018542		4-Conductor 26 AWG Modular Cable RJ9 to RJ45 - 8 ft. (Power & Data, Grey)	9018546	
4-Conductor 26 AWG Modular Cable RJ9 to RJ45 - 12 ft. (Data Only, Black)	9018543		4-Conductor 26 AWG Modular Cable RJ9 to RJ45 - 12 ft. (Power & Data, Grey)	9018547	
4-Conductor 26 AWG Modular Cable RJ9 to RJ45 - 24 ft. (Data Only, Black)	9018544		4-Conductor 26 AWG Modular Cable RJ9 to RJ45 - 24 ft. (Power & Data, Grey)	9018548	

Crowns & Drives

NAME	ITEM NUMBER		NAME	ITEM NUMBER	
2.5" (60mm) Round LT50 Set "Hard Clip"	9012231		2.5" Round LT50 Drive "Hard Clip"	9206019	
2.75" (67mm) Round LT50 Set "Hard Clip"	9012232		2.5" (60mm) Round Drive "Soft Clip"	9206041	
P72 LT50 Set	9012235		3.5" Round LT50/60 Drive (89mm x 2mm)	9420303	
DS70 LT50 Set (0.8mm - 1mm Kit)	9012237		4.0" Round LT50 Drive	9420304	
DS 74 LT50 Set	9012238		2.5" (60mm) Round Crown	9707026	
DS 78 LT50 Set	9012239		DS 78mm Round Crown	9707027	
Modified LT60 DS 78 Drive (Key Way Widened)	9012241		SM65 (63mm) Round Crown - 3 grooves	9707030	
70mm LT50 Crown	9016298		2.75" (67mm) Round Crown	9707031	

500 Series Accessories

Crowns & Drives

NAME	ITEM NUMBER		NAME	ITEM NUMBER	
DS 70 LT50 Crown	9707034		DS 78mm/D Round Drive	9761004	
DS 85mm Round Crown	9707035		DS 78mm/R Round Drive	9761005	
DS 70mm Round Drive (0.8mm - 1mm)	9751005		P72 LT50 Drive	9761011	
AMA/P71 LT50 Drive	9751015		Drive Stop and Screw	9910004	
DS 78mm Round Drive	9761001		AMA/P71 LT50 Crown	9997118	
DS 85mm Round Drive	9761003				

Override Parts




NAME	ITEM NUMBER		NAME	ITEM NUMBER	
Connector Sleeve 7mm Hex to 8mm Square	9012323		Extension Shaft 7mm Hex L=220mm with Screw	9420657	
CMO Awning Override Kit (U.S. Threads)	9012348		Extension Shaft 7mm Hex L=330mm with Screw	9420659	
CMO ME Awning Override Kit (U.S. Threads)	9012349		Connector Sleeve 7mm Hex to 7mm Hex	9685120	
CMO Awning Kit without Awning Eye	9012362		CMO Awning Override Shaft (170mm Long)	9685136	
Sunea® RTS CMO Override Kit	9015989		CMO Awning Override Shaft (100mm Long)	9685148	
Short Awning Override Shaft Ring	9016332		CMO Awning Override Shaft (100mm Long) with Geiger Eye	9707287	



500 Series Accessories

Override Parts







NAME	ITEM NUMBER	
CMO Motor Limit Setting Tool	9910019	

Idler End Caps

NAME	ITEM NUMBER	
13mm Square Drive Shaft - 12mm OD for End Cap	1781009	
Idler End Cap without Shaft 2.0" OD with M5 Screw	9129631	
Idler End Cap without Shaft 2.5" OD with M5 Screw	9129632	

NAME	ITEM NUMBER	
Heavy Duty End Cap Shaft	9420674	
2.0" Plastic Idler End Cap - 10mm Shaft	9700958	



Motor Brackets



NAME	ITEM NUMBER	
Sunea® RTS CMO Universal Bracket-Metric	9015801	
Sunea® RTS CMO Universal Bracket	9015802	
Pull Off Tool for Spring Ring	9206015	
Weld-on Bracket without Spring Ring	9206029	
Spring Ring	9206033	
LT50 HA Flush Mount Motor Bracket	9410715	

NAME	ITEM NUMBER	
Universal Motor Bracket with Spring Ring	9420631	
CMO Awning Motor Bracket - U.S. Threads	9420648	
Spring Ring with Loop	9685025	
DMI Bracket 100mm x 100mm	9706034	
LT Compact ST Motor Bracket PA66 with Spring Ring	9708461	
Universal Motor Bracket (Metric) with Spring Ring and Threaded for M8 and M6 Bolts	9910001	


500 Series Accessories

Motor Brackets


NAME	ITEM NUMBER	
Spring Ring with Locking Screw	9910002	
Universal Motor Bracket - US Threads	9910021	

NAME	ITEM NUMBER	
CMO ME Bracket	9910041	
CMO/Standard LT Conversion Motor Bracket - US Threads	9910051	


Idler Brackets


NAME	ITEM NUMBER	
Idler Bracket 14mm ID	9002540	

Miscellaneous Brackets

NAME	ITEM NUMBER	
Light Duty Angle LT50 Type	9410637	

Tools

NAME	ITEM NUMBER	
Standard Motor Tester Cable, 4-Wire	9012116	

NAME	ITEM NUMBER	
RS485 Motor Limit Setting & Address Reader Tool	9017142	

Screws

NAME	ITEM NUMBER	
Screw for Standard LT50 Motor	9670013	

600 Series Accessories








Power Cables

NAME	ITEM NUMBER	
4-Conductor Motor Cable SJTW (Sold per Foot)	9012110	

NAME	ITEM NUMBER	
3-Conductor Motor Cable SJTW (Sold per Foot)	9012111	

600 Series Accessories

Power Cables - 3-Conductor LT

NAME	ITEM NUMBER		NAME	ITEM NUMBER	
Sonesse® 50 & LT50/LT60 RTS/RS485 SJTW 3C Cable - 10 ft.	9018190		Sonesse® 50 & LT50/LT60 RTS/RS485 SJTW 3C Cable with NEMA Plug - 10 ft.	9021051	
Sonesse® 50 & LT50/LT60 RTS/RS485 SJTW 3C Cable - 24 ft.	9020985		Sonesse® 50 & LT50/LT60 RTS/RS485 SJTW 3C Cable with NEMA Plug - 18 ft.	9021052	
Sonesse® 50 & LT50/LT60 RTS/RS485 SJTW 3C Cable with NEMA Plug - 1.5 ft.	9021049		Sonesse® 50 & LT50/LT60 RTS/RS485 SJTW 3C Cable with NEMA Plug - 24 ft.	9021053	
Sonesse® 50 & LT50/LT60 RTS/RS485 SJTW 3C Cable with NEMA Plug - 6 ft.	9021050				

Power Cables - 4-Conductor LT

NAME	ITEM NUMBER		NAME	ITEM NUMBER	
Sonesse® 50 & LT50/LT60 SJTW 4C Cable - 10 ft.	9018345		Sonesse® 50 & LT50/LT60 SJTW 4C Cable - 24 ft.	9021046	

Power Cables - 4-Conductor CMO

NAME	ITEM NUMBER		NAME	ITEM NUMBER	
CMO Motor Cable - 12 ft.	9012137		CMO Motor Cable - 24 ft.	9208308	
CMO Motor Cable - 6 ft.	9208302				

Crowns & Drives




NAME	ITEM NUMBER		NAME	ITEM NUMBER	
Drive Stop for LT60	9012194		2.75" Round LT60 Set "Hard Clip"	9012246	
4.0" Round LT60 Set	9012221		P72 LT50 Set (4mm Offset)	9012329	

600 Series Accessories

Crowns & Drives

NAME	ITEM NUMBER		NAME	ITEM NUMBER	
LT60 Stop Wheel Screw	9205870		3.5" Round Crown (89mm x 2mm)	9520312	
2.5" Round LT50 Drive "Hard Clip"	9206019		DS 78 LT60 Crown	9705341	
2.5" (60mm) Round Drive "Soft Clip"	9206041		DS 78mm Round Crown	9707639	
P72 LT60 Crown	9277167		78mm Round Crown	9707640	
3.5" Round LT50/60 Drive (89mm x 2mm)	9420303		DS 78mm Round Drive	9761001	
4.0" Round LT50 Drive	9420304		DS 85mm Round Drive	9761003	
LT60 Drive Wheel 101.6mm X 3.6mm	9420309		DS 78mm/D Round Drive	9761004	
2.75" (67mm) Round Crown	9420342		DS 78mm/R Round Drive	9761005	
4.0" Round Crown	9420370		P72 LT50 Drive	9761011	

Override Parts

NAME	ITEM NUMBER		NAME	ITEM NUMBER	
Connector Sleeve 7mm Hex to 8mm Square	9012323		CMO Awning Kit without Awning Eye	9012362	
CMO Awning Override Kit (U.S. Threads)	9012348		Short Awning Override Shaft Ring	9016332	
CMO ME Awning Override Kit (U.S. Threads)	9012349		Extension Shaft 7mm Hex L=220mm with Screw	9420657	

600 Series Accessories

Override Parts

NAME	ITEM NUMBER		NAME	ITEM NUMBER	
Extension Shaft 7mm Hex L=330mm with Screw	9420659		CMO Awning Override Shaft (100mm Long)	9685148	
Connector Sleeve 7mm Hex to 7mm Hex	9685120		CMO Awning Override Shaft (100mm Long) with Geiger Eye	9707287	
CMO Awning Override Shaft (170mm Long)	9685136		CMO Motor Limit Setting Tool	9910019	

Idler End Caps



NAME	ITEM NUMBER		NAME	ITEM NUMBER	
13mm Square Drive Shaft - 12mm OD for End Cap	1781009		Heavy Duty End Cap Shaft	9420674	
Idler End Cap without Shaft 2.5" OD with M5 Screw	9129632				


Motor Brackets

NAME	ITEM NUMBER		NAME	ITEM NUMBER	
Pull Off Tool for Spring Ring	9206015		Motor Bracket LT60	9430601	
Weld-on Bracket without Spring Ring	9206029		Spring Ring with Loop	9685025	
Spring Ring	9206033		DMI Bracket 100mm x 100mm	9706034	
Universal Motor Bracket with Spring Ring	9420631		Universal Motor Bracket (Metric) with Spring Ring and Threaded for M8 and M6 Bolts	9910001	
CMO Awning Motor Bracket - U.S. Threads	9420648		Spring Ring with Locking Screw	9910002	


600 Series Accessories

Motor Brackets

NAME	ITEM NUMBER	
Universal Motor Bracket - US Threads	9910021	
CMO ME Bracket	9910041	

NAME	ITEM NUMBER	
CMO/Standard LT Conversion Motor Bracket - US Threads	9910051	

Tools

NAME	ITEM NUMBER	
Standard Motor Tester Cable, 4-Wire	9012116	

Exterior Screen Motors



Simple & Effective Enjoy the breeze and keep insects out for a more pleasant outdoor experience.



A Bit of Privacy A touch or voice command quickly adds extra privacy for backyard spaces.



Power Options Systems available for all types of outdoor screens.



Smart Home Compatible with RTS and TaHoma switch for easy control.



Technologies Obstacle detection protects the screen as well as furnishings and other items.

LS40 AC Motor

Standard Motors - Progressive Limit Adjustment



The LS40 AC is a wired, 40mm motor for blinds and screens.

Easy Integration

- Thin and round head.
- Suitable for compact tubes diameter 37mm or more (internal diameter).

Easy Limit Setting

- Down and up end limits set by the progressive adjusting knob on the motor head.

Simple, Effortless, and Comfortable

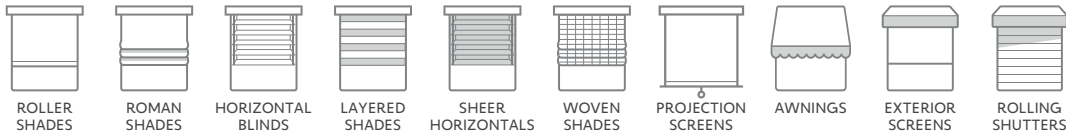
- Accessible motorization to move blinds, shades, or screens effortlessly.



Main functions

- M** Medium sized blinds
- Progressive limit setting

Compatible end-products



NAME	HEAD TYPE	TORQUE (Nm)	SPEED (RPM)	INPUT VOLTAGE	RATED CURRENT (AMPS)	MOTOR LENGTH (INCHES)	CABLE LENGTH (FEET)	TECHNOLOGY	ITEM NUMBER
412R2 RH WITHOUT FAST CONNECTOR	ROUND	12	10	120V AC 60HZ	1.05	19.09	6.56	WIRED	1024192

LS40 Altus[®] AC Motors

Radio Technology Somfy[®] (RTS)



The LS40 Altus is a universal solution for exterior & interior applications.

Wide Range of Solutions

- Compact 40mm design adapts easily to smaller shading hardware, requiring less mounting space.
- Compatible with Somfy's full range of RTS controls and accessories.

Universal Quick Connector

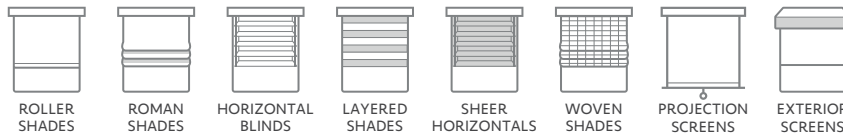
- Molded in white to match connector and cable colors.
- For interior and exterior IP55 (diameter 40 & 50) motors, radio and wired.
- UL recognized for a safe, easy-to-use connection.
- Plug & play extensions (no electrician needed).
- Limited motor SKUs to effectively manage inventory.
- Flexibility to manage extension lengths as needed.



Main functions

- M** Medium sized blinds
- Quick & easy settings
- Electronic end limits
- Remote limit setting
- MY function
- Compatible with rain, sun, & wind sensors

Compatible end-products



NAME	HEAD TYPE	TORQUE (Nm)	SPEED (RPM)	INPUT VOLTAGE	RATED CURRENT (AMPS)	MOTOR LENGTH (INCHES)	CABLE LENGTH (FEET)	TECHNOLOGY	ITEM NUMBER
ALTUS [®] RTS 404S2 RH WITH FAST CONNECTOR	ROUND	4	36	120V AC 60HZ	0.90	20.47	1.64	RTS 433 MHZ	1240260
ALTUS [®] RTS 409R2 RH WITH FAST CONNECTOR	ROUND	9	18	120V AC 60HZ	1.05	19.09	1.64	RTS 433 MHZ	1240261

LT50 Orea® AC Motors

Radio Technology Somfy® (RTS)



Orea® is suitable for pre- and post-construction opportunities and can be controlled with any Radio Technology Somfy accessory including hand-held remote controls, sensors, wireless wall switches, and timers.

Easy Install

- Plug and play tubular motor with no need for costly wiring.
- Star motor head reduces the light gap.
- Automatic up limit detection with adjustable closing force to ensure a cassette always closes perfectly.
- Easily set and adjust limits with the transmitter.

Radio Technology Somfy

- Compatible with all RTS-powered systems, controls, and accessories so users can mix and match options to maximize product performance.
- Exclusive Somfy “my” feature saves a favorite/preferred product position.
- RTS is omni-directional, so no need to aim the remote at the product being controlled.



Main functions



Semi-automatic limit setting



MY function



Back release



Back impulse



Remote limit setting



Quick & easy settings



Electronic end limits



Compatible with rain, sun, & wind sensors

Compatible end-products



AWNINGS



EXTERIOR SCREENS

NAME	HEAD TYPE	TORQUE (Nm)	SPEED (RPM)	INPUT VOLTAGE	RATED CURRENT (AMPS)	MOTOR LENGTH (INCHES)	CABLE LENGTH (FEET)	TECHNOLOGY	ITEM NUMBER
OREA RTS 535A2	STAR	35	20	120V AC 60HZ	1.10	26.89	9.84	RTS 433 MHZ	1038173
OREA RTS 550R2	STAR	50	14	120V AC 60HZ	1.10	26.89	9.84	RTS 433 MHZ	1038174

LT50 Maestria™ AC Motors

Radio Technology Somfy® (RTS)



The Maestria™ 50 RTS is designed to motorize all types of exterior vertical screens while offering the specific functionalities needed for zip applications.

Intelligent

- Smart functions such as obstacle detection and automatic adjustment protect screen and patio furniture.
- Automatically adjusts to stretch the fabric.

Easy to Install

- Plug & play and precise setting features make installation quick, easy, and streamlined.

Reliable

- Obstacle detection protects the fabric, as well as the outdoor furniture.

Flexible

- Maestria is compatible with all types of screens and RTS control options.



Main functions

Obstacle detection	Back release	Back impulse	Quick & easy settings	Automatic limit setting
Semi-automatic limit setting	MY function	Remote limit setting	Compatible with rain, sun, & wind sensors	Electronic end limits

Compatible end-products



NAME	HEAD TYPE	TORQUE (Nm)	SPEED (RPM)	INPUT VOLTAGE	RATED CURRENT (AMPS)	MOTOR LENGTH (INCHES)	CABLE LENGTH (FEET)	TECHNOLOGY	ITEM NUMBER
MAESTRIA™ RTS 510A2	STAR	10	20	120V AC 60HZ	1.10	24.13	9.84	RTS 433 MHZ	1134082
MAESTRIA™ RTS 525A2	STAR	25	20	120V AC 60HZ	1.60	24.13	9.84	RTS 433 MHZ	1134083
MAESTRIA™ RTS 535A2	STAR	35	20	120V AC 60HZ	2.10	26.89	9.84	RTS 433 MHZ	1134084
MAESTRIA™ RTS 550R2	STAR	50	14	120V AC 60HZ	2.10	26.89	9.84	RTS 433 MHZ	1134095

Sonesse® 50 AC Motors

Radio Technology Somfy® (RTS)



The Sonesse® 50 range puts window coverings in motion with quiet precision. It's an ideal choice for a variety of interior and exterior window covering applications. Radio Technology Somfy® (RTS) allows wireless radio control of motorized applications via the RTS family of controls.

Multiple Applications

- Interior, Exterior, Residential, Commercial, Integrated solutions.

Simple Installation & Setup

- Compatible with leading industry hardware.
- Can be mounted in the bracket six different ways.
- Features a "snap-on" style connection for roller tube adaptors.
- Interchangeable power cords, or a quick connector with extension options, provide multiple power cord lengths to meet installation demands.
- Radio Technology Somfy (RTS) provides wireless commands to eliminate control wiring.
- Limits easily set using a hand-held remote.
- Suitable for tubes diameter 47mm or more (internal diameter)

Wide Compatibility

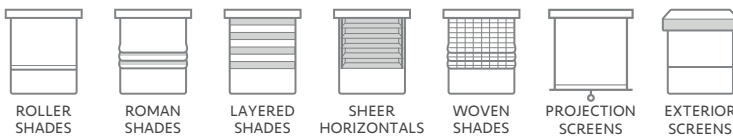
- Compatible with Somfy's full range of RTS controls and accessories.
- Users can use natural voice and app commands to control motorized products by adding TaHoma.
- Easily integrates with third-party control systems.



Main functions

- Large window coverings
- Compatible with rain, sun, & wind sensors
- Quick & easy settings
- Electronic end limits
- Remote limit setting
- MY function

Compatible end-products



NAME	HEAD TYPE	TORQUE (Nm)	SPEED (RPM)	INPUT VOLTAGE	RATED CURRENT (AMPS)	MOTOR LENGTH (INCHES)	CABLE LENGTH (FEET)	TECHNOLOGY	ITEM NUMBER
SONESSE® 506S2 RTS	STAR	6	32	120V AC 60HZ	1.20	26.22	9.84	RTS 433 MHZ	1001809
SONESSE® 510S2 RTS	STAR	10	32	120V AC 60HZ	1.67	26.22	9.84	RTS 433 MHZ	1001807
SONESSE® 510S2 RTS RH	ROUND	10	32	120V AC 60HZ	1.67	26.10	9.84	RTS 433 MHZ	1001805

Sonesse® 50 AC Motors

Somfy Digital Network™ (SDN) RS485



Offers an intelligent, two-way wired communication with all the benefits of the Sonesse® range.

Multiple Applications

- Interior, Exterior, Residential, Commercial, and Integrated network solutions.

Simple Installation & Setup

- Compatible with leading industry hardware.
- Can be mounted in the bracket six different ways.
- Features a “snap-on” style connection for roller tube adaptors.
- Interchangeable power cords, or a quick connector with extension options, provide multiple power cord lengths to meet installation demands.
- Limits can be set using addressable network limit settings.
- Suitable for tubes diameter 47mm or more (internal diameter).

Wide Compatibility

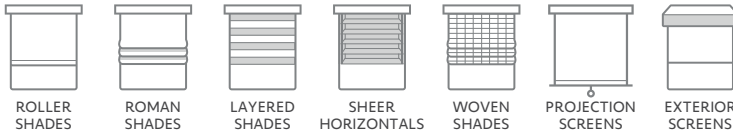
- Compatible with intelligent RS485 technology used with our Somfy Digital Network (SDN).
- Easily integrates with third-party control systems.



Main functions

- Large window coverings
- Position feedback
- Electronic end limits
- Advanced diagnostic

Compatible end-products



NAME	HEAD TYPE	TORQUE (Nm)	SPEED (RPM)	INPUT VOLTAGE	RATED CURRENT (AMPS)	MOTOR LENGTH (INCHES)	CABLE LENGTH (FEET)	TECHNOLOGY	ITEM NUMBER
SONESSE® 506S2 RS485	STAR	6	32	120V AC 60HZ	1.20	26.22	9.84	RS485	1002286
SONESSE® 510S2 RS485	STAR	10	32	120V AC 60HZ	1.66	27.01	9.84	RS485	1002287

Sonesse® 50 AC Motors

Standard Motors - Rapid Limit Adjustment



Experience all the benefits of the Sonesse® range for large multi-banded/coupled window covering applications.

Multiple Applications

- Interior, Exterior, Residential, and Commercial.

Simple Installation & Setup

- Compatible with leading industry hardware.
- Can be mounted in the bracket six different ways.
- Features a “snap-on” style connection for roller tube adaptors.
- Interchangeable power cords, or a quick connector with extension options, provide multiple power cord lengths to meet installation demands.
- Limits can be set using mechanical rapid adjustment.
- Suitable for tubes diameter 47mm or more (internal diameter).

Compatibility

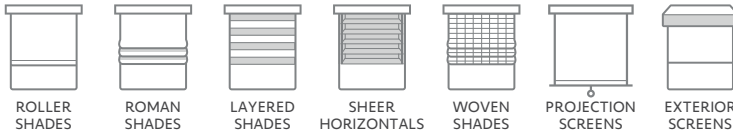
- Compatible with wired control options.
- Easily integrates with third-party control systems.
- No power consumption when motor is idle, a green solution.



Main functions

- Large window coverings
- Rapid limit adjustments
- Quick & easy settings

Compatible end-products



NAME	HEAD TYPE	TORQUE (Nm)	SPEED (RPM)	INPUT VOLTAGE	RATED CURRENT (AMPS)	MOTOR LENGTH (INCHES)	CABLE LENGTH (FEET)	TECHNOLOGY	ITEM NUMBER
SONESSE® 506S2	STAR	6	32	120V AC 60HZ	1.20	24.25	9.84	WIRED	1001814
SONESSE® 510S2	STAR	10	32	120V AC 60HZ	1.67	24.25	9.84	WIRED	1001813

Sonesse® 50 AC Motors

Standard Motors - Progressive Limit Adjustment



The Sonesse® 50 puts window coverings in motion with quiet precision. This wired motor features mechanical progressive limits, and is ideal for a variety of interior and exterior window covering applications.

Multiple Applications

- Interior, Exterior, Residential, and Commercial.

Simple Installation & Setup

- Compatible with leading industry hardware.
- Can be mounted in the bracket six different ways.
- Features a “snap-on” style connection for roller tube adaptors.
- Interchangeable power cords, or a quick connector with extension options, provide multiple power cord lengths to meet installation demands.
- Limits can be set using mechanical progressive adjustment.
- Power output upon reaching motor limit.
- Suitable for tubes diameter 47mm or more (internal diameter).

Compatibility

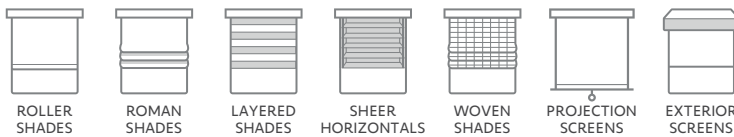
- Compatible with wired control options.
- Easily integrates with third-party control systems.
- No power consumption when motor is idle, a green solution.



Main functions

- Large window coverings
- Progressive limit setting

Compatible end-products



NAME	HEAD TYPE	TORQUE (Nm)	SPEED (RPM)	INPUT VOLTAGE	RATED CURRENT (AMPS)	MOTOR LENGTH (INCHES)	CABLE LENGTH (FEET)	TECHNOLOGY	ITEM NUMBER
SONESSE® 506S2 PA	STAR	6	32	120V AC 60HZ	1.20	24.25	0.39	WIRED	1001801

LT50 AC Motors

Somfy Digital Network™ (SDN) RS485



LT50 AC motors offer intelligent two-way communication.

Multiple Applications

- Internal, External, Residential, Commercial, and Integrated network solutions.

Simple Installation & Setup

- Compatible with leading industry hardware .
- Can be mounted in the bracket six different ways.
- Features a “snap-on” style connection for roller tube adapters.
- Customizable power cord lengths based on installation requirements.
- Limits may be set using progressive screw adjustment buttons, a radio transmitter, or addressable network limit settings.

Easy Integration

- Suitable for tubes diameter 47mm or more (internal diameter)
- Removable cable

Wide Compatibility

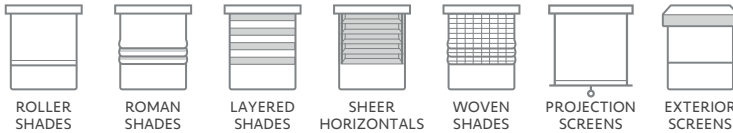
- Compatible with the Somfy Digital Network (SDN)
- Easily integrates with third-party control systems



Main functions

- Large window coverings
- Position feedback
- Electronic end limits
- Advanced diagnostic

Compatible end-products



NAME	HEAD TYPE	TORQUE (Nm)	SPEED (RPM)	INPUT VOLTAGE	RATED CURRENT (AMPS)	MOTOR LENGTH (INCHES)	CABLE LENGTH (FEET)	TECHNOLOGY	ITEM NUMBER
515S2 RS485	STAR	15	38	120V AC 60HZ	1.80	26.89	9.84	RS485	1002427
535A2 RS485	STAR	35	20	120V AC 60HZ	2.10	26.89	9.84	RS485	1002288

LT50 AC Motors

Standard Motors - Rapid Limit Adjustment



The LT50 AC is a standard 4-wire star head motor, an ideal choice for pre-construction opportunities while the walls are open. Control an individual shade or group of shades with a wired switch.

Installation Advantages

- Adjustable motorhead orientation installs in 6 different positions.
- Power cable is detachable at the motor head for quick replacement when necessary or to manage wire length.
- Drive wheels snap on for quick assembly.
- Rapid push-button limits allow for quick and easy setting and adjustment.
- Optional fast connectors are available in various lengths to avoid the need for an electrician.

Energy Savings

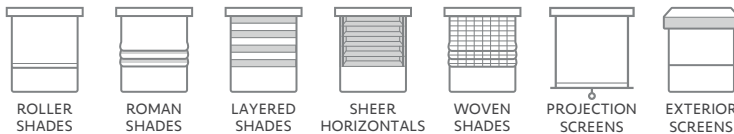
- Act for Green motor, designed to be environmentally friendly.
- Doesn't consume power in standby mode for reduced user costs.



Main functions

- Large window coverings
- Quick & easy settings
- Rapid limit adjustments

Compatible end-products



NAME	HEAD TYPE	TORQUE (Nm)	SPEED (RPM)	INPUT VOLTAGE	RATED CURRENT (AMPS)	MOTOR LENGTH (INCHES)	CABLE LENGTH (FEET)	TECHNOLOGY	ITEM NUMBER
506S2 6/38 SJTW	STAR	6	38	120V AC 60HZ	0.95	20.98	9.84	WIRED	1033401
510S2 10/38 SJTW	STAR	10	38	120V AC 60HZ	1.30	22.17	9.84	WIRED	1038171
515S2 15/38 SJTW	STAR	15	38	120V AC 60HZ	1.80	24.13	9.84	WIRED	1040062
515S2 15/38 RH SJTW	ROUND	15	38	120V AC 60HZ	1.80	24.02	9.84	WIRED	1040061

LT50 Altus[®] AC Motors

Radio Technology Somfy[®] (RTS)



LT50 Altus is a tubular motor with no need for an electrician. Compatibility with the full range of RTS controls and accessories.

Easy Install

- Plug and play motor with no need for costly wiring.
- Interchangeable power cords, or a quick connector with extension options, provide multiple power cord lengths to meet installation demands.
- RTS provides wireless commands to eliminate control wiring.
- Limits easily set using a hand-held remote.

Comfort & Convenience

- Long range remote control doesn't require direct line of sight.
- Smartphone and tablet app available for quick and easy control even while away.
- Use natural voice commands to control RTS motorized solutions with TaHoma.

Energy Savings

- Motorized exterior screens can potentially block up to 90% of solar rays.
- Motorized rolling shutters can reduce heat gain in the summer and heat loss in the winter by up to 40%.
- Motorized retractable awnings can reduce heat gain in the summer by 77% while in use.

Protection

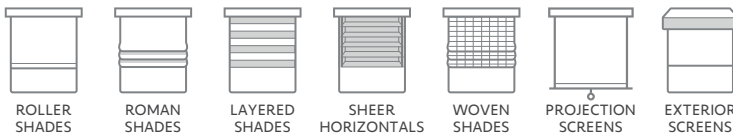
- Motorized retractable awnings and exterior screens not only shield occupants from the sun, but offer a cool, comfortable outdoor living space.
- Motorized rolling shutters provide a rigid protective barrier for any space and protect from storm damage.



Main functions

- Large window coverings
- Electronic end limits
- Remote limit setting
- MY function
- Compatible with rain, sun, & wind sensors

Compatible end-products



NAME	HEAD TYPE	TORQUE (Nm)	SPEED (RPM)	INPUT VOLTAGE	RATED CURRENT (AMPS)	MOTOR LENGTH (INCHES)	CABLE LENGTH (FEET)	TECHNOLOGY	ITEM NUMBER
ALTUS [®] RTS 506S2	STAR	6	38	120V AC 60HZ	1.10	24.13	9.84	RTS 433 MHZ	1033399
ALTUS [®] RTS 510S2	STAR	10	38	120V AC 60HZ	1.30	26.10	9.84	RTS 433 MHZ	1038165
ALTUS [®] RTS 525A2	STAR	25	20	120V AC 60HZ	1.60	24.13	9.84	RTS 433 MHZ	1043423
ALTUS [®] RTS 530R2	STAR	30	14	120V AC 60HZ	1.50	24.13	9.84	RTS 433 MHZ	1038169
ALTUS [®] RTS 535A2	STAR	35	20	120V AC 60HZ	2.10	26.89	9.84	RTS 433 MHZ	1038168
ALTUS [®] RTS 540R2	STAR	40	14	120V AC 60HZ	1.80	26.10	9.84	RTS 433 MHZ	1240556
ALTUS [®] RTS 550R2	STAR	50	14	120V AC 60HZ	2.10	26.89	9.84	RTS 433 MHZ	1038170

Exterior Screen Accessories



Crowns & Drives



Cables



Motor Brackets



Fast Connectors











Anti-Blocking System

400 Series Accessories





Power Cables

NAME	ITEM NUMBER		NAME	ITEM NUMBER	
4-Conductor Motor Cable SJTW (Sold per Foot)	9012110		NEMA Power Plug Not Installed for Sonesse® 40 motor (RTS Version Only)	9017447	
3-Conductor Motor Cable SJTW (Sold per Foot)	9012111				

Power Cables - 3-Conductor Fast Connector & Extensions

NAME	ITEM NUMBER		NAME	ITEM NUMBER	
Fast Connector Extension Cable 3C SJTW with NEMA Plug - 10.4 ft.	9020791		Fast Connector Extension Cable 3C SJTW with NEMA Plug - 4.4 ft.	9021114	
Fast Connector Extension Cable 3C SJTW with NEMA Plug - 18 ft.	9020792		Fast Connector Extension Cable 3C SJTW with NEMA Plug - 8.4 ft.	9021115	
Fast Connector Extension Cable 3C SJTW with NEMA Plug - 24 ft.	9020793		Fast Connector Extension Cable 3C SJTW without NEMA Plug - 8.4 ft.	9021157	
Fast Connector Extension Cable 3C SJTW with NEMA Plug - 1.4 ft.	9021113		Panel Mount, 3C Female Fast Connector	9026398	

Power Cables - 4-Conductor Fast Connector & Extensions












NAME	ITEM NUMBER		NAME	ITEM NUMBER	
Fast Connector Extension Cable 4C SJTW - 4.4 ft.	9021117		Fast Connector Extension Cable 4C SJTW - 16.4 ft.	9021120	
Fast Connector Extension Cable 4C SJTW - 8.4 ft.	9021118		Fast Connector Extension Cable 4C SJTW - 22.4 ft.	9021121	

Crowns & Drives

NAME	ITEM NUMBER		NAME	ITEM NUMBER	
Crown and Drive Set (Somfy 40mm x 1.5mm Round Tube)	9012224		400 Series Crown and Drive Set (40mm x 0.8mm Octagonal Tube)	9012225	

400 Series Accessories

Crowns & Drives

NAME	ITEM NUMBER		NAME	ITEM NUMBER	
400 Series to 500 Series Crown and Drive Adaptor Kit	9013763		Crown (for 40mm x 1.5mm Round Tube)	9147330	
Soft Drive Wheel 44mm (Acmeda Type)	9013790		Drive for (40mm x 1.5mm Round Tube)	9147544	
Crown Adaptor 44mm Tube (Acmeda Type)	9013791		Drive (for 40mm x 0.8mm Octagonal Tube)	9147545	
Drive Adaptor (for 40mm x 1mm Round Tube)	9132142		Anti-Blocking System (ABS) 400 Series Left Rotation	9704138	
Crown Adaptor (for 40mm x 1mm Round Tube)	9132143		Anti-Blocking System (ABS) 400 Series Right Rotation	9704139	
40mm Octagonal Crown for 40mm x 0.8mm Octagonal Tube	9147327				


Tubes

NAME	ITEM NUMBER		NAME	ITEM NUMBER	
40mm Round Aluminum Tube (ID 36mm) (20 ft. Max Length)	1781153		40mm Octagonal Tube (Minimum Order Length 20')	1781154	

Adaptor Plates

NAME	ITEM NUMBER	
R8 Adaptor Plate	9012258	

Idler End Caps


NAME	ITEM NUMBER	
End Cap for 40mm Octagonal Tube	9012274	

Motor Brackets


NAME	ITEM NUMBER		NAME	ITEM NUMBER	
10mm Square Motor Bracket for 400S Motors	9147334		LO Motor Bracket for 400S Motors	9147337	

400 Series Accessories

Motor Brackets


NAME	ITEM NUMBER	
400 Series to 500 Series Motor Mounting Conversion Bracket	9500659	

Tools

NAME	ITEM NUMBER	
Standard Motor Tester Cable, 4-Wire	9012116	

500 Series Accessories

Somfy Digital Network™ (SDN) Bus Components



NAME	ITEM NUMBER	
SDN PowerConnect™ Power Panel	1871026	



Power Cables

NAME	ITEM NUMBER	
4-Conductor Motor Cable SJTW (Sold per Foot)	9012110	

NAME	ITEM NUMBER	
3-Conductor Motor Cable SJTW (Sold per Foot)	9012111	

Power Cables - 3-Conductor LT

NAME	ITEM NUMBER	
Sonesse® 50 & LT50/LT60 RTS/RS485 SJTW 3C Cable - 10 ft.	9018190	
Sonesse® 50 & LT50/LT60 RTS/RS485 SJTW 3C Cable - 24 ft.	9020985	

NAME	ITEM NUMBER	
Sonesse® 50 & LT50/LT60 RTS/RS485 SJTW 3C Cable with NEMA Plug - 1.5 ft.	9021049	
Sonesse® 50 & LT50/LT60 RTS/RS485 SJTW 3C Cable with NEMA Plug - 6 ft.	9021050	

500 Series Accessories

Power Cables - 3-Conductor LT

NAME	ITEM NUMBER	NAME	ITEM NUMBER
Sonesse® 50 & LT50/LT60 RTS/RS485 SJTW 3C Cable with NEMA Plug - 10 ft.	9021051	Sonesse® 50 & LT50/LT60 RTS/RS485 SJTW 3C Cable with NEMA Plug - 24 ft.	9021053
Sonesse® 50 & LT50/LT60 RTS/RS485 SJTW 3C Cable with NEMA Plug - 18 ft.	9021052		

Power Cables - 4-Conductor LT

NAME	ITEM NUMBER	NAME	ITEM NUMBER
Sonesse® 50 & LT50/LT60 SJTW 4C Cable - 10 ft.	9018345	Sonesse® 50 & LT50/LT60 SJTW 4C Cable - 24 ft.	9021046

Power Cables - 3-Conductor Fast Connector & Extensions




NAME	ITEM NUMBER	NAME	ITEM NUMBER
Fast Connector Extension Cable 3C SJTW with NEMA Plug - 10.4 ft.	9020791	Fast Connector Extension Cable 3C SJTW with NEMA Plug - 4.4 ft.	9021114
Fast Connector Extension Cable 3C SJTW with NEMA Plug - 18 ft.	9020792	Fast Connector Extension Cable 3C SJTW with NEMA Plug - 8.4 ft.	9021115
Fast Connector Extension Cable 3C SJTW with NEMA Plug - 24 ft.	9020793	Fast Connector Extension Cable 3C SJTW without NEMA Plug - 8.4 ft.	9021157
Sonesse® 50 & LT50 RTS/RS485 Motor Pigtail to Fast Connector SJTW 3C Cable - 1.6 ft.	9020803	Panel Mount, 3C Female Fast Connector	9026398
Fast Connector Extension Cable 3C SJTW with NEMA Plug - 1.4 ft.	9021113		

Power Cables - 4-Conductor Fast Connector & Extensions

NAME	ITEM NUMBER	NAME	ITEM NUMBER
Sonesse® 50 & LT50 Motor Pigtail to Fast Connector SJTW 4C Cable - 1.6 ft.	9020804	Fast Connector Extension Cable 4C SJTW - 4.4 ft.	9021117

500 Series Accessories

Power Cables - 4-Conductor Fast Connector & Extensions

NAME	ITEM NUMBER		NAME	ITEM NUMBER	
Fast Connector Extension Cable 4C SJTW - 8.4 ft.	9021118		Fast Connector Extension Cable 4C SJTW - 22.4 ft.	9021121	
Fast Connector Extension Cable 4C SJTW - 16.4 ft.	9021120				

Data Cables

NAME	ITEM NUMBER		NAME	ITEM NUMBER	
4-Conductor 26 AWG Modular Cable RJ9 to RJ45 - 2.5 ft. (Data Only, Black)	9018541		4-Conductor 26 AWG Modular Cable RJ9 to RJ45 - 2.5 ft. (Power & Data, Grey)	9018545	
4-Conductor 26 AWG Modular Cable RJ9 to RJ45 - 8 ft. (Data Only, Black)	9018542		4-Conductor 26 AWG Modular Cable RJ9 to RJ45 - 8 ft. (Power & Data, Grey)	9018546	
4-Conductor 26 AWG Modular Cable RJ9 to RJ45 - 12 ft. (Data Only, Black)	9018543		4-Conductor 26 AWG Modular Cable RJ9 to RJ45 - 12 ft. (Power & Data, Grey)	9018547	
4-Conductor 26 AWG Modular Cable RJ9 to RJ45 - 24 ft. (Data Only, Black)	9018544		4-Conductor 26 AWG Modular Cable RJ9 to RJ45 - 24 ft. (Power & Data, Grey)	9018548	

Crowns & Drives

NAME	ITEM NUMBER		NAME	ITEM NUMBER	
2.5" (60mm) Round LT50 Set "Hard Clip"	9012231		DS 74 LT50 Set	9012238	
2.75" (67mm) Round LT50 Set "Hard Clip"	9012232		DS 78 LT50 Set	9012239	
P72 LT50 Set	9012235		Modified LT60 DS 78 Drive (Key Way Widened)	9012241	
DS70 LT50 Set (0.8mm - 1mm Kit)	9012237		Sonesse® 50 Crown (for 56mm Acmeda Tube 10Nm Max)	9014125	




500 Series Accessories



Crowns & Drives

NAME	ITEM NUMBER		NAME	ITEM NUMBER	
Sonesse® 50 Drive (for 56mm Acmeda Tube 10Nm Max)	9014126		Anti-Blocking System (ABS) 500 Series Right Rotation	9705414	
RollEase "Silent Pin" Crown & Drive Adaptor for 2.5" (63mm) Tube	9015234		Anti-Blocking System (ABS) 500 Series Left Rotation	9705415	
70mm LT50 Crown	9016298		2.5" (60mm) Round Crown	9707026	
Sonesse® 50 Drive Wheel 50mm x 1.5mm Hard Clip- Quiet Accessory for Sonesse® Motors	9016630		DS 78mm Round Crown	9707027	
RollEase "Silent Pin" Crown & Drive Adaptor for 3.25" (83mm) Tube	9016855		SM65 (63mm) Round Crown - 3 grooves	9707030	
RollEase "Silent Pin" Crown Only for RollEase 2.5" (63mm) Tube	9016856		2.75" (67mm) Round Crown	9707031	
Sonesse® 50 Drive Wheel 50mm x 1.5mm Soft Clip- Quiet Accessory for Sonesse® Motors	9018455		DS 70 LT50 Crown	9707034	
2.5" Round LT50 Drive "Hard Clip"	9206019		DS 85mm Round Crown	9707035	
2.5" (60mm) Round Drive "Soft Clip"	9206041		SM65 (63mm) Round Drive	9751002	
2" (47mm) Round Drive "Hard Clip"	9206088		DS 70mm Round Drive (0.8mm - 1mm)	9751005	
2" (47mm) Round Drive "Soft Clip"	9206089		AMA/P71 LT50 Drive	9751015	
3.5" Round LT50/60 Drive (89mm x 2mm)	9420303		DS 78mm Round Drive	9761001	
4.0" Round LT50 Drive	9420304		DS 85mm Round Drive	9761003	




500 Series Accessories



Crowns & Drives

NAME	ITEM NUMBER	
DS 78mm/D Round Drive	9761004	
DS 78mm/R Round Drive	9761005	
P72 LT50 Drive	9761011	

NAME	ITEM NUMBER	
Drive Stop and Screw	9910004	
AMA/P71 LT50 Crown	9997118	

Tubes

NAME	ITEM NUMBER	
56mm OD Aluminum Sonesse® 50 Tube (16 ft. Lengths) - Mill Finish	1780743	
56mm OD Aluminum Sonesse® 50 Tube (16 ft. Lengths) - White Powder Coat	1780744	
2.0" Aluminum Tube (Minimum Order Length 20')	1781148	

NAME	ITEM NUMBER	
2.5" OD Aluminum Tube (Minimum Order Length 16')	1781343	
RollEase 3.25" (83mm) Profiled Tube	1782096	





Idler End Caps

NAME	ITEM NUMBER	
13mm Square Drive Shaft - 12mm OD for End Cap	1781009	
2" Collapsible End Cap (Silent) - 10mm Shaft	9013592	
Sonesse® 50 Pin End Cap 10mm - Quiet Accessory for 2" Tube	9016628	
Sonesse® 50 Pin End Cap 12mm - Quiet Accessory for 2" Tube	9018228	

NAME	ITEM NUMBER	
2.0" Tube - 10mm Shaft End Cap	9128101	
Idler End Cap without Shaft 2.0" OD with M5 Screw	9129631	
Idler End Cap without Shaft 2.5" OD with M5 Screw	9129632	
2.0" End Cap with 12mm Shaft	9132087	

500 Series Accessories

Idler End Caps



NAME	ITEM NUMBER		NAME	ITEM NUMBER	
Heavy Duty End Cap Shaft	9420674		Universal End Cap - Collapsible 10mm Shaft (Shorter Pin than Item 9420800)	9420814	
Universal End Cap - Collapsible 10mm Shaft (for 2" (47mm) Round Tube)	9420800		2.0" Plastic Idler End Cap - 10mm Shaft	9700958	
Universal End Cap - Collapsible 12mm Shaft (for 2" (47mm) Round Tube)	9420801		Roller Tube End Cap with 12mm Hole	9701288	


Motor Brackets

NAME	ITEM NUMBER		NAME	ITEM NUMBER	
LT50 Adjustable Universal Motor Bracket	9002550		LT Motor Bracket	9410665	
LT50 Angle Plate for Motor Bracket	9012250		LT50 HA Flush Mount Motor Bracket	9410715	
Pull Off Tool for Spring Ring	9206015		Heavy Duty Angle Plate with Universal Motor Bracket (Max 85Nm)	9420602	
LO LT50 Motor Bracket with Stud (25 Nm max.)	9206020		Heavy Duty Angle Bracket for 9430610	9420604	
LO LT50 Motor Bracket with Stud (25 Nm max.)	9206021		Universal Motor Bracket with Spring Ring	9420631	
Weld-on Bracket without Spring Ring	9206029		Motor Bracket "U" Shape	9510658	
Spring Ring	9206033		Spring Ring with Loop	9685025	
LT50 Adjustable Angle Bracket	9410639		LT Compact ST Motor Bracket PA66 with Spring Ring	9708461	
LT50 Universal Motor Bracket (50Nm Max)	9410651		Universal Motor Bracket (Metric) with Spring Ring and Threaded for M8 and M6 Bolts	9910001	




500 Series Accessories




Motor Brackets

NAME	ITEM NUMBER	
LT50 RH "LO" Plate with Stud (Gold)	9910016	
LT50 RH "LO" Plate with Stud (Silver)	9910017	

NAME	ITEM NUMBER	
Universal Motor Bracket - US Threads	9910021	

Intermediate Brackets

NAME	ITEM NUMBER	
13mm Sq. Intermediate Drive Shaft - 16mm OD for 9146011	1781018	
LT50 Intermediate Bracket with 16mm ID Bearing	9002541	
LT50 Adjustable Intermediate Support Bracket for 2" Tube	9012203	

NAME	ITEM NUMBER	
Intermediate Bearing Support for 1781018	9146011	
LT50 2" Universal Intermediate Bracket Kit	9410648	
Heavy Duty LT Intermediate Support Bracket	9420673	

Idler Brackets

NAME	ITEM NUMBER	
Idler Bearing for 12mm Shaft	1781015	
Ball Support for 9410803 and 9028665	1781030	
Idler Bracket 14mm ID	9002540	
Idler Bracket Kit 10mm (Ball & Holder)	9012657	
Nylon Ball Bearing 12mm ID for 1781030	9028665	

NAME	ITEM NUMBER	
U Shaped Idler Bracket	9127808	
14mm Bearing Plate for Idler Bracket Kit	9146007	
LT50 Idler Bracket with 12mm Hole Nylon Bearing	9410633	
LT50 Idler Bracket with 10mm Hole Nylon Bearing	9410635	
Nylon ball bearing 10mm ID for 1781030	9410803	

500 Series Accessories

Idler Brackets

NAME	ITEM NUMBER	NAME	ITEM NUMBER
Heavy Duty Idler Bracket with Idler End Cap Holder	9430603	Idler End Cap Holder (Anti-Vibration)	9540786
Nylon Ball Bearing and Holder with 12mm Hole for 9420604	9430610	Silent Block Idler Bracket 10mm ID	9701310

Miscellaneous Brackets

NAME	ITEM NUMBER	NAME	ITEM NUMBER
White Plastic Cover for LT Bracket	9002519	Light Duty Angle LT50 Type	9410637

Tools

NAME	ITEM NUMBER	NAME	ITEM NUMBER
Standard Motor Tester Cable, 4-Wire	9012116	RS485 Motor Limit Setting & Address Reader Tool	9017142

Screws

NAME	ITEM NUMBER
Screw for Standard LT50 Motor	9670013


Pergola Motors



All-Seasons Comfort Automated slat adjustment offers year-round use and protection.



More Life Outdoors Easy backyard living with a pergola powered by Somfy adds value to lifestyle and property.



Power Options RTS-compatible, wired motor for ultimate convenience.



Smart Home Integrates with other connected solutions for smart home advantages inside and out.



Technologies Available intelligent sensors automatically tilt open or closed based on weather conditions.

Pergola Motors

Radio Technology Somfy® (RTS)



A motor dedicated to tilting pergola slats to create livable space users can enjoy in any season. Operate them with LED lights or motorized screens.

Comfort & Convenience

- Easily and reliably control the tilt orientation of Pergola slats so users can maximize the use of outdoor spaces.
- Compatible with other connected solutions so users gain a smart home experience.
- Add optional rain, temperature, and wind sensors to automatically protect spaces against weather conditions.
- Mechanical or electronic end limit settings possible with the control unit.

Radio Technology Somfy® Compatible

- Wired motor compatible with the Pergola 12V/24V RTS Receiver for a complete RTS system.
- Familiar RTS protocol to mix and match control options to maximize product performance.
- Exclusive Somfy “my” feature saves a favorite/preferred product position.



Main functions



Compatible with rain, sun, & wind sensors



MY function



Obstacle detection



Quick & easy settings



Semi-automatic limit setting

Compatible end-products



PERGOLAS

NAME	FORCE (N)	SPEED (mm/s)	INPUT VOLTAGE	RATED CURRENT (AMPS)	MOTOR LENGTH (INCHES)	CABLE LENGTH (FEET)	TECHNOLOGY	ITEM NUMBER
PERGOLA TILT, 24V 300MM 0° (NOM FORCE: 1500 N)	1 500	6	24V DC	1.45	17.36	16.40	WIRED	1240262
PERGOLA TILT, 24V 150MM 0° (NOM FORCE: 2500 N)	2 500	2.8	24V DC	1.90	11.42	4.92	WIRED	1230032

Pergola Accessories



Wireless Integrated App Controls



Building Sensors



RTS and LED Lighting Receivers




Wind Sensors





Outdoor Sensors

Pergola Accessories

Wireless Integrated App Controls


NAME	ITEM NUMBER	
TaHoma® RTS/Zigbee Smartphone and Tablet Interface	1811731	

Radio Technology Somfy® (RTS) Receivers


NAME	ITEM NUMBER	
Pergola 12V/24V 2-motor RTS Receiver & Antenna Kit	1870488	
Pergola 12V/24V 2-motor RTS Receiver	1870871	

NAME	ITEM NUMBER	
LED RTS 24V DC Receiver	1870872	


animeo® Building Automation Sensors

NAME	ITEM NUMBER	
Ondeis® Rain Sensor	9016344	

Outdoor Rain & Sun Sensor

NAME	ITEM NUMBER	
Ondeis® WireFree RTS Rain & Sun Sensor	9019617	

Pergola Sensors

NAME	ITEM NUMBER	
Eolis RTS 60 MPH Wind Sensor 24V DC Kit	1870709	

Miscellaneous RTS

NAME	ITEM NUMBER	
Remote RTS Antenna	2400472	

Rolling Shutter Motors




Storm Safety An extra layer of defense against severe weather and storm damage.



Power Options A variety of solutions to accommodate a range of needs, including solar options.



Home Protection Tamper-resistant features are a deterrent to potential intruders.



Smart Home Intelligent systems enable control even when away from home, providing peace of mind.



Sensitive to the Environment Energy-saving benefits, plus frost protection that preserves the motor in extreme weather.



Technologies Revolutionary rigid links increase performance and ease of installation.

LS40 AC Motor

Standard Motors - Progressive Limit Adjustment



The LS40 AC is a wired, 40mm motor for blinds and screens.

Easy Integration

- Thin and round head.
- Suitable for compact tubes diameter 37mm or more (internal diameter).

Easy Limit Setting

- Down and up end limits set by the progressive adjusting knob on the motor head.

Simple, Effortless, and Comfortable

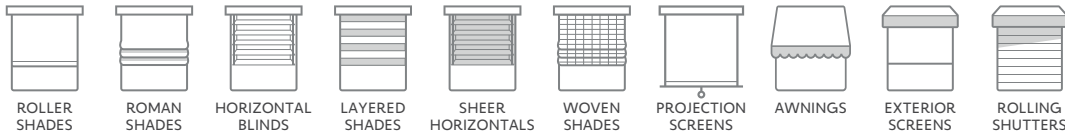
- Accessible motorization to move blinds, shades, or screens effortlessly.



Main functions

- M** Medium sized blinds
- Progressive limit setting

Compatible end-products



NAME	HEAD TYPE	TORQUE (Nm)	SPEED (RPM)	INPUT VOLTAGE	RATED CURRENT (AMPS)	MOTOR LENGTH (INCHES)	CABLE LENGTH (FEET)	TECHNOLOGY	ITEM NUMBER
412R2 RH WITHOUT FAST CONNECTOR	ROUND	12	10	120V AC 60HZ	1.05	19.09	6.56	WIRED	1024192

LS40 Altus[®] AC Motors

Radio Technology Somfy[®] (RTS)



The LS40 Altus is a universal solution for exterior & interior applications.

Wide Range of Solutions

- Compact 40mm design adapts easily to smaller shading hardware, requiring less mounting space.
- Compatible with Somfy's full range of RTS controls and accessories.

Universal Quick Connector

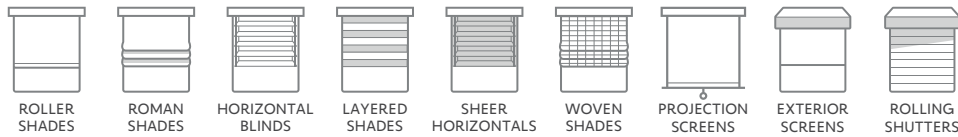
- Molded in white to match connector and cable colors.
- For interior and exterior IP55 (diameter 40 & 50) motors, radio and wired.
- UL recognized for a safe, easy-to-use connection.
- Plug & play extensions (no electrician needed).
- Limited motor SKUs to effectively manage inventory.
- Flexibility to manage extension lengths as needed.



Main functions

- M** Medium sized blinds
- Quick & easy settings
- Electronic end limits
- Remote limit setting
- MY function
- Compatible with rain, sun, & wind sensors

Compatible end-products



NAME	HEAD TYPE	TORQUE (Nm)	SPEED (RPM)	INPUT VOLTAGE	RATED CURRENT (AMPS)	MOTOR LENGTH (INCHES)	CABLE LENGTH (FEET)	TECHNOLOGY	ITEM NUMBER
ALTUS [®] RTS 409R2 RH WITH FAST CONNECTOR	ROUND	9	18	120V AC 60HZ	1.05	19.09	1.64	RTS 433 MHZ	1240261

LT50 Oximo™ AC Motors

Radio Technology Somfy® (RTS)



Oximo™ is a smart choice for motorizing rolling shutters. It is compatible with all types of rolling shutters and can be controlled with any Radio Technology Somfy accessory including hand-held remote controls, wireless wall switches, and timers.

Obstacle Detection

- Stops the shutter from coming down automatically when obstacles are detected to protect belongings.

Frost Protection

- Stops the motor if frost or ice freezes the shutter in place, preserving the integrity of the motor and the shutter.

Tamper Resistant

- Resists manual lifting for improved security when used with rigid links.

Automatic Limit Setting

- Flexible limit settings can be adjusted automatically or manually.



Main functions



Obstacle detection



Back release



Automatic limit setting



Semi-automatic limit setting



MY function



Remote limit setting



Quick & easy settings



Electronic end limits

Compatible end-products



ROLLING SHUTTERS

NAME	HEAD TYPE	TORQUE (Nm)	SPEED (RPM)	INPUT VOLTAGE	RATED CURRENT (AMPS)	MOTOR LENGTH (INCHES)	CABLE LENGTH (FEET)	TECHNOLOGY	ITEM NUMBER
OXIMO™ RTS 525A2	STAR	25	20	120V AC 60HZ	1.60	26.10	9.84	RTS 433 MHZ	1033402
OXIMO™ RTS 550R2	STAR	50	14	120V AC 60HZ	2.10	26.10	9.84	RTS 433 MHZ	1244793

LT50 CMO AC Motors

Wired



The LT50 CMO is a 120V/60Hz standard tubular motor featuring compact manual override to operate manually when power is not available.

Easy to Install & Use

- Features a compact manual override (CMO) allowing operation in the event of a power failure.
- A standard 4-wire motor is an ideal choice for preconstruction opportunities while the walls are open and operation with a wired switch is preferred.
- Detachable power cable to easily manage wire length or replace if needed.
- Standard control options include wired wall switches.
- Easily set and adjust limits using rapid push-buttons.

Environmentally Friendly

- Designed to save energy.
- Doesn't consume power in standby mode.



Main functions



Quick & easy settings



Rapid limit adjustments



Manual override

Compatible end-products



AWNINGS



ROLLING SHUTTERS

NAME	HEAD TYPE	TORQUE (Nm)	SPEED (RPM)	INPUT VOLTAGE	RATED CURRENT (AMPS)	MOTOR LENGTH (INCHES)	CABLE LENGTH (FEET)	TECHNOLOGY	ITEM NUMBER
525A2 CMO	CMO	25	20	120V AC 60HZ	1.60	23.90	6.56	WIRED	1043010
530R2 CMO	CMO	30	14	120V AC 60HZ	1.50	23.90	6.56	WIRED	1045017
535A2 CMO	CMO	35	20	120V AC 60HZ	2.10	26.65	6.56	WIRED	1047006
540R2 CMO	CMO	40	14	120V AC 60HZ	1.80	26.65	6.56	WIRED	1049026
550R2 CMO	CMO	50	14	120V AC 60HZ	2.10	26.65	6.56	WIRED	1051014

LT50 RTS CMO AC Motors

Radio Technology Somfy® (RTS)



LT50 RTS CMO tubular motors have RTS built-in and feature a compact manual override (CMO).

Easy to Install & Use

- Premier choice for hurricane shutters and retractable awnings.
- 120V tubular motor with built-in RTS.
- Features a compact manual override (CMO) which allows users to operate the motorized application manually when power is not available.
- This motor can be plugged into a standard wall outlet or hard-wired.
- Detachable power cable to easily manage wire length or replace if needed.
- Easily integrates with most home automation systems.
- Compatible with full range of RTS controls and accessories.
- Easily set and adjust limits using rapid push-buttons.



Main functions



Quick & easy settings



Rapid limit adjustments



Manual override



Compatible with rain, sun, & wind sensors



MY function

Compatible end-products



AWNINGS



ROLLING SHUTTERS

NAME	HEAD TYPE	TORQUE (Nm)	SPEED (RPM)	INPUT VOLTAGE	RATED CURRENT (AMPS)	MOTOR LENGTH (INCHES)	CABLE LENGTH (FEET)	TECHNOLOGY	ITEM NUMBER
525A2 RTS CMO	CMO	25	20	120V AC 60HZ	1.60	30.98	9.84	RTS 433 MHZ	1043426
530R2 RTS CMO	CMO	30	14	120V AC 60HZ	1.50	30.98	9.84	RTS 433 MHZ	1051476
535A2 RTS CMO	CMO	35	20	120V AC 60HZ	2.10	30.98	11.48	RTS 433 MHZ	1047306
540R2 RTS CMO	CMO	40	14	120V AC 60HZ	1.80	30.98	9.84	RTS 433 MHZ	1051477
550R2 RTS CMO	CMO	50	14	120V AC 60HZ	2.10	30.98	9.84	RTS 433 MHZ	1051466

LT50 AC Motors

Somfy Digital Network™ (SDN) RS485



LT50 AC motors offer intelligent two-way communication.

Multiple Applications

- Internal, External, Residential, and Commercial, and Integrated network solutions.

Simple Installation & Setup

- Compatible with leading industry hardware.
- Can be mounted in the bracket six different ways.
- Features a “snap-on” style connection for roller tube adapters.
- Customizable power cord lengths based on installation requirements.
- Limits may be set using progressive screw adjustment buttons, a radio transmitter, or addressable network limit settings.

Easy Integration

- Suitable for tubes diameter 47mm or more (internal diameter).
- Removable cable.

Wide Compatibility

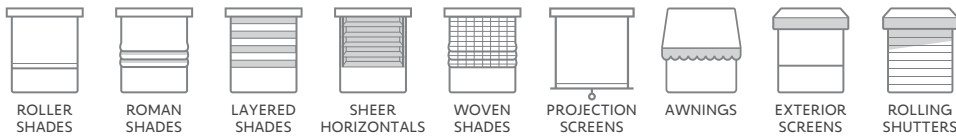
- Compatible with the Somfy Digital Network (SDN).
- Easily integrates with third-party control systems.



Main functions

- Large window coverings
- Position feedback
- Electronic end limits
- Advanced diagnostic

Compatible end-products



NAME	HEAD TYPE	TORQUE (Nm)	SPEED (RPM)	INPUT VOLTAGE	RATED CURRENT (AMPS)	MOTOR LENGTH (INCHES)	CABLE LENGTH (FEET)	TECHNOLOGY	ITEM NUMBER
535A2 RS485	STAR	35	20	120V AC 60HZ	2.10	26.89	9.84	RS485	1002288

LT50 AC Motors

Standard Motors - Rapid Limit Adjustment



The LT50 AC is a standard 4-wire star head motor, an ideal choice for pre-construction opportunities while the walls are open. Control an individual shade or group of shades with a wired switch.

Installation Advantages

- Adjustable motorhead orientation installs in 6 different positions.
- Power cable is detachable at the motor head for quick replacement when necessary or to manage wire length.
- Drive wheels snap on for quick assembly.
- Rapid push-button limits allow for quick and easy setting and adjustment.
- Optional fast connectors are available in various lengths to avoid the need for an electrician.

Energy Savings

- Act for Green motor, designed to be environmentally friendly.
- Doesn't consume power in standby mode for reduced user costs.



Main functions

- Large window coverings
- Quick & easy settings
- Rapid limit adjustments

Compatible end-products



NAME	HEAD TYPE	TORQUE (Nm)	SPEED (RPM)	INPUT VOLTAGE	RATED CURRENT (AMPS)	MOTOR LENGTH (INCHES)	CABLE LENGTH (FEET)	TECHNOLOGY	ITEM NUMBER
510R2 10/14 SJTW	STAR	10	14	120V AC 60HZ	0.70	20.20	9.84	WIRED	1038172
515A2 15/20 SJTW	STAR	15	20	120V AC 60HZ	1.10	20.98	9.84	WIRED	1040063
520R2 20/14 SJTW	STAR	20	14	120V AC 60HZ	0.70	20.98	9.84	WIRED	1042055
525A2 25/20 SJTW	STAR	25	20	120V AC 60HZ	1.60	22.17	9.84	WIRED	1043424
530R2 30/14 SJTW	STAR	30	14	120V AC 60HZ	1.50	22.17	9.84	WIRED	1045793
535A2 35/20 SJTW	STAR	35	20	120V AC 60HZ	2.10	24.13	9.84	WIRED	1047368
540R2 40/14 SJTW	STAR	40	14	120V AC 60HZ	1.80	24.13	9.84	WIRED	1049894
550R2 50/14 SJTW	STAR	50	14	120V AC 60HZ	2.10	24.13	9.84	WIRED	1051464

LT50 Altus[®] AC Motors

Radio Technology Somfy[®] (RTS)



LT50 Altus is a tubular motor with no need for an electrician. Compatibility with the full range of RTS controls and accessories.

Easy Install

- Plug and play motor with no need for costly wiring.
- Interchangeable power cords, or a quick connector with extension options, provide multiple power cord lengths to meet installation demands.
- RTS provides wireless commands to eliminate control wiring.
- Limits easily set using a hand-held remote.

Comfort & Convenience

- Long range remote control doesn't require direct line of sight.
- Smartphone and tablet app available for quick and easy control even while away.
- Use natural voice commands to control RTS motorized solutions with TaHoma.

Energy Savings

- Motorized exterior screens can potentially block up to 90% of solar rays.
- Motorized rolling shutters can reduce heat gain in the summer and heat loss in the winter by up to 40%.
- Motorized retractable awnings can reduce heat gain in the summer by 77% while in use.

Protection

- Motorized retractable awnings and exterior screens not only shield occupants from the sun, but offer a cool, comfortable outdoor living space.
- Motorized rolling shutters provide a rigid protective barrier for any space and protect from storm damage.



Main functions



Large window coverings



Electronic end limits



Remote limit setting

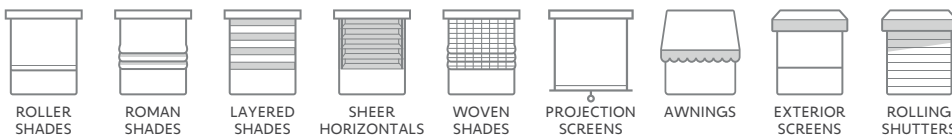


MY function



Compatible with rain, sun, & wind sensors

Compatible end-products



NAME	HEAD TYPE	TORQUE (Nm)	SPEED (RPM)	INPUT VOLTAGE	RATED CURRENT (AMPS)	MOTOR LENGTH (INCHES)	CABLE LENGTH (FEET)	TECHNOLOGY	ITEM NUMBER
ALTUS [®] RTS 525A2	STAR	25	20	120V AC 60HZ	1.60	24.13	9.84	RTS 433 MHZ	1043423
ALTUS [®] RTS 530R2	STAR	30	14	120V AC 60HZ	1.50	24.13	9.84	RTS 433 MHZ	1038169
ALTUS [®] RTS 535A2	STAR	35	20	120V AC 60HZ	2.10	26.89	9.84	RTS 433 MHZ	1038168
ALTUS [®] RTS 540R2	STAR	40	14	120V AC 60HZ	1.80	26.10	9.84	RTS 433 MHZ	1240556
ALTUS [®] RTS 550R2	STAR	50	14	120V AC 60HZ	2.10	26.89	9.84	RTS 433 MHZ	1038170

LT60 AC Motors

Wired




A standard 4-wire star head motor, an ideal choice for pre-construction opportunities while the walls are open. Control an individual shade or group of shades with a wired switch.

Installation Advantages

- Adjustable motorhead orientation installs in six different positions.
- Power cable is detachable at the motor head for quick replacement when necessary or to manage wire length.
- Drive wheels snap on for quick assembly.
- Rapid push-button limits allow for quick and easy setting and adjustment.

Energy Savings

- Act for Green motor, designed to be environmentally friendly.
- Doesn't consume power in standby mode for reduced user costs.



Main functions



Quick & easy settings



Rapid limit adjustments

Compatible end-products



AWNINGS



ROLLING SHUTTERS

NAME	HEAD TYPE	TORQUE (Nm)	SPEED (RPM)	INPUT VOLTAGE	RATED CURRENT (AMPS)	MOTOR LENGTH (INCHES)	CABLE LENGTH (FEET)	TECHNOLOGY	ITEM NUMBER
660R2 60/14 SJTW	STAR	60	14	120V AC 60HZ	2.50	26.18	9.84	WIRED	1162272
680R2 80/14 SJTW	STAR	80	14	120V AC 60HZ	3.40	26.18	9.84	WIRED	1164262
6100R2 100/14 SJTW	STAR	100	14	120V AC 60HZ	3.80	26.18	9.84	WIRED	1166290

LT60 Altus[®] AC Motors

Radio Technology Somfy[®] (RTS)



The LT60 Altus is a universal solution for larger rolling shutters and awnings.

Easy Install

- Can be plugged into a standard wall outlet or in-wall wired.
- Limits quickly set and adjusted from the transmitter.
- Starhead motor reduces the light gap.

Radio Technology Somfy

- Compatible with all RTS-powered systems, controls, and accessories so users can mix and match options to maximize product performance.
- Exclusive Somfy “my” feature saves a favorite/preferred product position.
- RTS is omni-directional, so no need to aim the remote at the product being controlled.



Main functions



Quick & easy settings



Remote limit setting



Compatible with rain, sun, & wind sensors



MY function



Electronic end limits

Compatible end-products



AWNINGS



ROLLING SHUTTERS

NAME	HEAD TYPE	TORQUE (Nm)	SPEED (RPM)	INPUT VOLTAGE	RATED CURRENT (AMPS)	MOTOR LENGTH (INCHES)	CABLE LENGTH (FEET)	TECHNOLOGY	ITEM NUMBER
ALTUS [®] RTS 660R2	STAR	60	14	120V AC 60HZ	2.50	27.56	9.84	RTS 433 MHZ	1162271
ALTUS [®] RTS 680R2	STAR	80	14	120V AC 60HZ	3.40	29.13	9.84	RTS 433 MHZ	1164261
ALTUS [®] RTS 6100R2	STAR	100	14	120V AC 60HZ	3.80	29.13	9.84	RTS 433 MHZ	1166289

LT60 CMO AC Motors

Wired



LT60 CMO standard tubular motors are ideal for larger applications. They feature a compact manual override for when power is not available.

Ease of Installation

- Standard 4-wire motor is an ideal choice for preconstruction opportunities while the walls are open and operation with a wired switch is preferred.
- Standard control options include wired wall switches.
- Easily set and adjust limits using rapid push-buttons.
- Detachable power cable to easily manage wire length, or replace if needed.

Environmentally Friendly

- Designed to save energy.
- Doesn't consume power in standby mode.



Main functions



Quick & easy settings



Rapid limit adjustments



Manual override

Compatible end-products




AWNINGS



ROLLING SHUTTERS

NAME	HEAD TYPE	TORQUE (Nm)	SPEED (RPM)	INPUT VOLTAGE	RATED CURRENT (AMPS)	MOTOR LENGTH (INCHES)	CABLE LENGTH (FEET)	TECHNOLOGY	ITEM NUMBER
660R2 CMO	CMO	60	14	120V AC 60HZ	2.50	25.79	6.56	WIRED	1162014
680R2 CMO	CMO	80	14	120V AC 60HZ	3.40	27.17	6.56	WIRED	1164013
6100R2 CMO	CMO	100	14	120V AC 60HZ	3.80	27.17	6.56	WIRED	1166016

Rolling Shutter Accessories



Crowns & Drives



Cables



Motor Brackets






Override Parts











Rigid Links

400 Series Accessories





Power Cables

NAME	ITEM NUMBER		NAME	ITEM NUMBER	
4-Conductor Motor Cable SJTW (Sold per Foot)	9012110		NEMA Power Plug Not Installed for Sonesse® 40 motor (RTS Version Only)	9017447	
3-Conductor Motor Cable SJTW (Sold per Foot)	9012111				

Power Cables - 3-Conductor Fast Connector & Extensions

NAME	ITEM NUMBER		NAME	ITEM NUMBER	
Fast Connector Extension Cable 3C SJTW with NEMA Plug - 10.4 ft.	9020791		Fast Connector Extension Cable 3C SJTW with NEMA Plug - 4.4 ft.	9021114	
Fast Connector Extension Cable 3C SJTW with NEMA Plug - 18 ft.	9020792		Fast Connector Extension Cable 3C SJTW with NEMA Plug - 8.4 ft.	9021115	
Fast Connector Extension Cable 3C SJTW with NEMA Plug - 24 ft.	9020793		Fast Connector Extension Cable 3C SJTW without NEMA Plug - 8.4 ft.	9021157	
Fast Connector Extension Cable 3C SJTW with NEMA Plug - 1.4 ft.	9021113		Panel Mount, 3C Female Fast Connector	9026398	

Power Cables - 4-Conductor Fast Connector & Extensions












NAME	ITEM NUMBER		NAME	ITEM NUMBER	
Fast Connector Extension Cable 4C SJTW - 4.4 ft.	9021117		Fast Connector Extension Cable 4C SJTW - 16.4 ft.	9021120	
Fast Connector Extension Cable 4C SJTW - 8.4 ft.	9021118		Fast Connector Extension Cable 4C SJTW - 22.4 ft.	9021121	

Crowns & Drives

NAME	ITEM NUMBER		NAME	ITEM NUMBER	
Crown and Drive Set (Somfy 40mm x 1.5mm Round Tube)	9012224		400 Series Crown and Drive Set (40mm x 0.8mm Octagonal Tube)	9012225	

400 Series Accessories

Crowns & Drives

NAME	ITEM NUMBER		NAME	ITEM NUMBER	
400 Series to 500 Series Crown and Drive Adaptor Kit	9013763		Crown (for 40mm x 1.5mm Round Tube)	9147330	
Soft Drive Wheel 44mm (Acmeda Type)	9013790		Drive for (40mm x 1.5mm Round Tube)	9147544	
Crown Adaptor 44mm Tube (Acmeda Type)	9013791		Drive (for 40mm x 0.8mm Octagonal Tube)	9147545	
Drive Adaptor (for 40mm x 1mm Round Tube)	9132142		Anti-Blocking System (ABS) 400 Series Left Rotation	9704138	
Crown Adaptor (for 40mm x 1mm Round Tube)	9132143		Anti-Blocking System (ABS) 400 Series Right Rotation	9704139	
40mm Octagonal Crown for 40mm x 0.8mm Octagonal Tube	9147327				


Tubes

NAME	ITEM NUMBER		NAME	ITEM NUMBER	
40mm Round Aluminum Tube (ID 36mm) (20 ft. Max Length)	1781153		40mm Octagonal Tube (Minimum Order Length 20')	1781154	

Adaptor Plates

NAME	ITEM NUMBER	
R8 Adaptor Plate	9012258	

Idler End Caps


NAME	ITEM NUMBER	
End Cap for 40mm Octagonal Tube	9012274	

Motor Brackets


NAME	ITEM NUMBER		NAME	ITEM NUMBER	
10mm Square Motor Bracket for 400S Motors	9147334		LO Motor Bracket for 400S Motors	9147337	

400 Series Accessories

Motor Brackets


NAME	ITEM NUMBER	
400 Series to 500 Series Motor Mounting Conversion Bracket	9500659	

Tools

NAME	ITEM NUMBER	
Standard Motor Tester Cable, 4-Wire	9012116	

500 Series Accessories

Somfy Digital Network™ (SDN) Bus Components



NAME	ITEM NUMBER	
SDN PowerConnect™ Power Panel	1871026	



Power Cables

NAME	ITEM NUMBER	
4-Conductor Motor Cable SJTW (Sold per Foot)	9012110	

NAME	ITEM NUMBER	
3-Conductor Motor Cable SJTW (Sold per Foot)	9012111	



Power Cables - 3-Conductor LT


NAME	ITEM NUMBER	
Sonesse® 50 & LT50/LT60 RTS/RS485 SJTW 3C Cable - 10 ft.	9018190	
Sonesse® 50 & LT50/LT60 RTS/RS485 SJTW 3C Cable - 24 ft.	9020985	

NAME	ITEM NUMBER	
Sonesse® 50 & LT50/LT60 RTS/RS485 SJTW 3C Cable with NEMA Plug - 1.5 ft.	9021049	
Sonesse® 50 & LT50/LT60 RTS/RS485 SJTW 3C Cable with NEMA Plug - 6 ft.	9021050	




500 Series Accessories




Power Cables - 3-Conductor LT

NAME	ITEM NUMBER	
Sonesse® 50 & LT50/LT60 RTS/RS485 SJTW 3C Cable with NEMA Plug - 10 ft.	9021051	
Sonesse® 50 & LT50/LT60 RTS/RS485 SJTW 3C Cable with NEMA Plug - 18 ft.	9021052	


NAME	ITEM NUMBER	
Sonesse® 50 & LT50/LT60 RTS/RS485 SJTW 3C Cable with NEMA Plug - 24 ft.	9021053	


Power Cables - 3-Conductor CMO

NAME	ITEM NUMBER	
LT50 CMO RTS Cable with 5-15P Right Angle NEMA Plug - 12 ft.	9012148	
LT50 CMO RTS Cable with 5-15P Right Angle NEMA Plug - 24 ft.	9012149	
LT50 CMO RTS Cable with 5-15P Right Angle NEMA Plug - 18 ft.	9012150	



NAME	ITEM NUMBER	
LT50 CMO RTS Cable with 5-15P Right Angle NEMA Plug - 6 ft.	9019950	
LT50 CMO RTS SJTW 3C Cable - 10 ft.	9021025	
LT50 CMO RTS SJTW 3C Cable - 24 ft.	9021047	

Power Cables - 4-Conductor LT

NAME	ITEM NUMBER	
Sonesse® 50 & LT50/LT60 SJTW 4C Cable - 10 ft.	9018345	

NAME	ITEM NUMBER	
Sonesse® 50 & LT50/LT60 SJTW 4C Cable - 24 ft.	9021046	










Power Cables - 4-Conductor CMO

NAME	ITEM NUMBER	
CMO Motor Cable - 12 ft.	9012137	
CMO Motor Cable - 6 ft.	9208302	






NAME	ITEM NUMBER	
CMO Motor Cable - 24 ft.	9208308	

500 Series Accessories

Power Cables - 3-Conductor Fast Connector & Extensions

NAME	ITEM NUMBER		NAME	ITEM NUMBER	
Fast Connector Extension Cable 3C SJTW with NEMA Plug - 10.4 ft.	9020791		Fast Connector Extension Cable 3C SJTW with NEMA Plug - 4.4 ft.	9021114	
Fast Connector Extension Cable 3C SJTW with NEMA Plug - 18 ft.	9020792		Fast Connector Extension Cable 3C SJTW with NEMA Plug - 8.4 ft.	9021115	
Fast Connector Extension Cable 3C SJTW with NEMA Plug - 24 ft.	9020793		Fast Connector Extension Cable 3C SJTW without NEMA Plug - 8.4 ft.	9021157	
Sonesse® 50 & LT50 RTS/RS485 Motor Pigtail to Fast Connector SJTW 3C Cable - 1.6 ft.	9020803		Panel Mount, 3C Female Fast Connector	9026398	
Fast Connector Extension Cable 3C SJTW with NEMA Plug - 1.4 ft.	9021113				

Power Cables - 4-Conductor Fast Connector & Extensions

NAME	ITEM NUMBER		NAME	ITEM NUMBER	
Sonesse® 50 & LT50 Motor Pigtail to Fast Connector SJTW 4C Cable - 1.6 ft.	9020804		Fast Connector Extension Cable 4C SJTW - 16.4 ft.	9021120	
Fast Connector Extension Cable 4C SJTW - 4.4 ft.	9021117		Fast Connector Extension Cable 4C SJTW - 22.4 ft.	9021121	
Fast Connector Extension Cable 4C SJTW - 8.4 ft.	9021118				

Data Cables



















NAME	ITEM NUMBER		NAME	ITEM NUMBER	
4-Conductor 26 AWG Modular Cable RJ9 to RJ45 - 2.5 ft. (Data Only, Black)	9018541		4-Conductor 26 AWG Modular Cable RJ9 to RJ45 - 12 ft. (Data Only, Black)	9018543	
4-Conductor 26 AWG Modular Cable RJ9 to RJ45 - 8 ft. (Data Only, Black)	9018542		4-Conductor 26 AWG Modular Cable RJ9 to RJ45 - 24 ft. (Data Only, Black)	9018544	

500 Series Accessories

Data Cables

NAME	ITEM NUMBER		NAME	ITEM NUMBER	
4-Conductor 26 AWG Modular Cable RJ9 to RJ45 - 2.5 ft. (Power & Data, Grey)	9018545		4-Conductor 26 AWG Modular Cable RJ9 to RJ45 - 12 ft. (Power & Data, Grey)	9018547	
4-Conductor 26 AWG Modular Cable RJ9 to RJ45 - 8 ft. (Power & Data, Grey)	9018546		4-Conductor 26 AWG Modular Cable RJ9 to RJ45 - 24 ft. (Power & Data, Grey)	9018548	

Crowns & Drives

NAME	ITEM NUMBER		NAME	ITEM NUMBER	
70mm Octagonal LT50/60 Aluminum Drive (with Drive Stop)	9012227		3.5" Round LT50/60 Drive (89mm x 2mm)	9420303	
2.5" (60mm) Round LT50 Set "Hard Clip"	9012231		4.0" Round LT50 Drive	9420304	
2.75" (67mm) Round LT50 Set "Hard Clip"	9012232		Anti-Blocking System (ABS) 500 Series Right Rotation	9705414	
60mm Octagonal LT50 Set	9012233		Anti-Blocking System (ABS) 500 Series Left Rotation	9705415	
70mm Octagonal LT50 Set	9012234		2.5" 60mm Octagonal Crown	9707025	
70mm Octagonal LT50 Crown	9012328		2.5" (60mm) Round Crown	9707026	
RollEase "Silent Pin" Crown & Drive Adaptor for 2.5" (63mm) Tube	9015234		60mm Octagonal Drive	9751001	
2.5" Round LT50 Drive "Hard Clip"	9206019		70mm Octagonal Drive	9761002	
2.5" (60mm) Round Drive "Soft Clip"	9206041		Drive Stop and Screw	9910004	

500 Series Accessories

Tube Components

NAME	ITEM NUMBER		NAME	ITEM NUMBER	
Rigid Link GS Slat 9mm 1 Limb	9019327		Rigid Link GS Slat 9mm 2 Limbs	9019329	
Rigid Link GS Slat 14mm 1 Limb	9019328		Rigid Link GS Slat 14mm 2 Limbs	9019330	

Override Parts

NAME	ITEM NUMBER		NAME	ITEM NUMBER	
Connector Sleeve 7mm Hex to 8mm Square	9012323		Connector Sleeve 7mm Hex to 7mm Hex	9685120	
Short Awning Override Shaft Ring	9016332		CMO Awning Override Shaft (170mm Long)	9685136	
Extension Shaft 7mm Hex L=220mm with Screw	9420657		CMO Awning Override Shaft (100mm Long)	9685148	
Extension Shaft 7mm Hex L=330mm with Screw	9420659		CMO Motor Limit Setting Tool	9910019	

Idler End Caps

NAME	ITEM NUMBER		NAME	ITEM NUMBER	
13mm Square Drive Shaft - 12mm OD for End Cap	1781009		Heavy Duty End Cap Shaft	9420674	
Idler End Cap without Shaft 2.0" OD with M5 Screw	9129631		2.0" Plastic Idler End Cap - 10mm Shaft	9700958	
Idler End Cap without Shaft 2.5" OD with M5 Screw	9129632				


500 Series Accessories


Motor Brackets

NAME	ITEM NUMBER	
LT50 Adjustable Universal Motor Bracket	9002550	
LT50 Angle Plate for Motor Bracket	9012250	
Pull Off Tool for Spring Ring	9206015	
Weld-on Bracket without Spring Ring	9206029	
Spring Ring	9206033	
LT50 Adjustable Angle Bracket	9410639	
LT50 Universal Motor Bracket (50Nm Max)	9410651	
LT50 HA Flush Mount Motor Bracket	9410715	
Heavy Duty Angle Plate with Universal Motor Bracket (Max 85Nm)	9420602	
Heavy Duty Angle Bracket for 9430610	9420604	
Universal Motor Bracket with Spring Ring	9420631	

NAME	ITEM NUMBER	
Spring Ring with Loop	9685025	
DMI Bracket 100mm x 100mm	9706034	
LT Compact ST Motor Bracket PA66 with Spring Ring	9708461	
Motor Bracket with Spring Ring - Square (120mm x 120mm)	9763503	
Motor Bracket with Spring Ring - Square (100mm x 100mm)	9763508	
Universal Motor Bracket (Metric) with Spring Ring and Threaded for M8 and M6 Bolts	9910001	
LT50 RH "LO" Plate with Stud (Gold)	9910016	
LT50 RH "LO" Plate with Stud (Silver)	9910017	
Universal Motor Bracket - US Threads	9910021	
CMO/Standard LT Conversion Motor Bracket - US Threads	9910051	



Intermediate Brackets



NAME	ITEM NUMBER	
13mm Sq. Intermediate Drive Shaft - 16mm OD for 9146011	1781018	

NAME	ITEM NUMBER	
LT50 Intermediate Bracket with 16mm ID Bearing	9002541	

500 Series Accessories

Intermediate Brackets

NAME	ITEM NUMBER	
LT50 Adjustable Intermediate Support Bracket for 2" Tube	9012203	
Intermediate Bearing Support for 1781018	9146011	


NAME	ITEM NUMBER	
LT50 2" Universal Intermediate Bracket Kit	9410648	
Heavy Duty LT Intermediate Support Bracket	9420673	

Idler Brackets

NAME	ITEM NUMBER	
Idler Bearing for 12mm Shaft	1781015	
Ball Support for 9410803 and 9028665	1781030	
Idler Bracket 14mm ID	9002540	
Idler Bracket Kit 10mm (Ball & Holder)	9012657	
Nylon Ball Bearing 12mm ID for 1781030	9028665	
U Shaped Idler Bracket	9127808	
14mm Bearing Plate for Idler Bracket Kit	9146007	

NAME	ITEM NUMBER	
LT50 Idler Bracket with 12mm Hole Nylon Bearing	9410633	
LT50 Idler Bracket with 10mm Hole Nylon Bearing	9410635	
Nylon ball bearing 10mm ID for 1781030	9410803	
Heavy Duty Idler Bracket with Idler End Cap Holder	9430603	
Nylon Ball Bearing and Holder with 12mm Hole for 9420604	9430610	
Idler End Cap Holder (Anti-Vibration)	9540786	
Silent Block Idler Bracket 10mm ID	9701310	


Miscellaneous Brackets

NAME	ITEM NUMBER	
Light Duty Angle LT50 Type	9410637	


500 Series Accessories

Tools

NAME	ITEM NUMBER	
Standard Motor Tester Cable, 4-Wire	9012116	


NAME	ITEM NUMBER	
RS485 Motor Limit Setting & Address Reader Tool	9017142	

Screws

NAME	ITEM NUMBER	
Screw for Standard LT50 Motor	9670013	


600 Series Accessories


Power Cables

NAME	ITEM NUMBER	
4-Conductor Motor Cable SJTW (Sold per Foot)	9012110	

NAME	ITEM NUMBER	
3-Conductor Motor Cable SJTW (Sold per Foot)	9012111	

Power Cables - 3-Conductor LT

NAME	ITEM NUMBER	
Sonesse® 50 & LT50/LT60 RTS/RS485 SJTW 3C Cable - 10 ft.	9018190	

NAME	ITEM NUMBER	
Sonesse® 50 & LT50/LT60 RTS/RS485 SJTW 3C Cable with NEMA Plug - 10 ft.	9021051	

NAME	ITEM NUMBER	
Sonesse® 50 & LT50/LT60 RTS/RS485 SJTW 3C Cable - 24 ft.	9020985	

NAME	ITEM NUMBER	
Sonesse® 50 & LT50/LT60 RTS/RS485 SJTW 3C Cable with NEMA Plug - 18 ft.	9021052	


NAME	ITEM NUMBER	
Sonesse® 50 & LT50/LT60 RTS/RS485 SJTW 3C Cable with NEMA Plug - 1.5 ft.	9021049	


NAME	ITEM NUMBER	
Sonesse® 50 & LT50/LT60 RTS/RS485 SJTW 3C Cable with NEMA Plug - 24 ft.	9021053	

NAME	ITEM NUMBER	
Sonesse® 50 & LT50/LT60 RTS/RS485 SJTW 3C Cable with NEMA Plug - 6 ft.	9021050	


600 Series Accessories


Power Cables - 4-Conductor LT

NAME	ITEM NUMBER	
Sonesse® 50 & LT50/LT60 SJTW 4C Cable - 10 ft.	9018345	

NAME	ITEM NUMBER	
Sonesse® 50 & LT50/LT60 SJTW 4C Cable - 24 ft.	9021046	

Power Cables - 4-Conductor CMO


NAME	ITEM NUMBER	
CMO Motor Cable - 12 ft.	9012137	

NAME	ITEM NUMBER	
CMO Motor Cable - 24 ft.	9208308	


CMO Motor Cable - 6 ft.	9208302	
-------------------------	---------	---


Crowns & Drives

NAME	ITEM NUMBER	
Drive Stop for LT60	9012194	

NAME	ITEM NUMBER	
2.5" (60mm) Round Drive "Soft Clip"	9206041	


4.0" Round LT60 Set	9012221	
---------------------	---------	---

3.5" Round LT50/60 Drive (89mm x 2mm)	9420303	
---------------------------------------	---------	---

70mm Octagonal LT50/60 Aluminum Drive (with Drive Stop)	9012227	
---	---------	---

4.0" Round LT50 Drive	9420304	
-----------------------	---------	---

2.75" Round LT60 Set "Hard Clip"	9012246	
----------------------------------	---------	---

LT60 Drive Wheel 101.6mm X 3.6mm	9420309	
----------------------------------	---------	---

70mm Octagonal LT60 Set	9012247	
-------------------------	---------	---

2.75" (67mm) Round Crown	9420342	
--------------------------	---------	---

LT60 Stop Wheel Screw	9205870	
-----------------------	---------	---

4.0" Round Crown	9420370	
------------------	---------	---

2.5" Round LT50 Drive "Hard Clip"	9206019	
-----------------------------------	---------	---

3.5" Round Crown (89mm x 2mm)	9520312	
-------------------------------	---------	---

600 Series Accessories

Crowns & Drives

NAME	ITEM NUMBER	
70mm Octagonal LT60 Crown	9705340	



NAME	ITEM NUMBER	
70mm Octagonal Drive	9761002	

Override Parts

NAME	ITEM NUMBER	
Connector Sleeve 7mm Hex to 8mm Square	9012323	
Short Awning Override Shaft Ring	9016332	
Extension Shaft 7mm Hex L=220mm with Screw	9420657	
Extension Shaft 7mm Hex L=330mm with Screw	9420659	



NAME	ITEM NUMBER	
Connector Sleeve 7mm Hex to 7mm Hex	9685120	
CMO Awning Override Shaft (170mm Long)	9685136	
CMO Awning Override Shaft (100mm Long)	9685148	
CMO Motor Limit Setting Tool	9910019	



Idler End Caps

NAME	ITEM NUMBER	
13mm Square Drive Shaft - 12mm OD for End Cap	1781009	
Idler End Cap without Shaft 2.5" OD with M5 Screw	9129632	

NAME	ITEM NUMBER	
Heavy Duty End Cap Shaft	9420674	

Motor Brackets

NAME	ITEM NUMBER	
Pull Off Tool for Spring Ring	9206015	
Weld-on Bracket without Spring Ring	9206029	


NAME	ITEM NUMBER	
Spring Ring	9206033	
Heavy Duty Angle Plate with Universal Motor Bracket (Max 85Nm)	9420602	

600 Series Accessories


Motor Brackets

NAME	ITEM NUMBER		NAME	ITEM NUMBER	
Heavy Duty Angle Bracket for 9430610	9420604		Motor Bracket with Spring Ring - Square (120mm x 120mm)	9763503	
Universal Motor Bracket with Spring Ring	9420631		Motor Bracket with Spring Ring - Square (100mm x 100mm)	9763508	
Motor Bracket LT60	9430601		Universal Motor Bracket (Metric) with Spring Ring and Threaded for M8 and M6 Bolts	9910001	
Spring Ring with Loop	9685025		Universal Motor Bracket - US Threads	9910021	
DMI Bracket 100mm x 100mm	9706034		CMO/Standard LT Conversion Motor Bracket - US Threads	9910051	

Intermediate Brackets

NAME	ITEM NUMBER	
Heavy Duty LT Intermediate Support Bracket	9420673	

Idler Brackets

NAME	ITEM NUMBER	
Heavy Duty Idler Bracket with Idler End Cap Holder	9430603	

Tools

NAME	ITEM NUMBER	
Standard Motor Tester Cable, 4-Wire	9012116	



Controls & Sensors

Somfy® offers a wealth of experience in control and sensor systems that simplify the experience for the user and help to ensure greater efficiency, comfort, performance, and cost-savings in virtually any building type.

Wireless Technologies	262
Intelligent Controls	266
Controls	271
Sensors	309



Wireless Technologies

Somfy provides a variety of easy-to-use and easy-to-install motor and control solutions to fit every consumer — residential or commercial — regardless of need or budget.

RTS Technology (Radio Technology Somfy®)

With one-touch simplicity, RTS controls send out a radio wave signal to move any motorized interior window covering or exterior pergola, screen, awning, or rolling shutter.

- RTS is omnidirectional and operates reliably at 20 feet (up to 65 feet under optimal conditions).
- The control signal carries commands one way from controller to motor.
- Up to 12 programmable control devices and three sensors can control a single RTS motorized application.
- Users can operate controllers to raise/open window coverings, to lower/close them, or to move them to a pre-programmed favorite “my” position.

Somfy hand-held RTS remote controls are sleek, easy to program, easy to use, and offer easy portability for total control from any spot in the room.

Somfy RTS wall switches are totally wireless, install quickly with no need for an electrician, and are available with multi-channel functionality to easily control multiple motors.

RTS sensors provide information on interior and exterior conditions in real time to controllers, enabling them to adjust shading as needs change.

All Somfy RTS controllers are designed to work together seamlessly so users can enjoy the simplicity of a wall-mounted switch or the portable convenience of a remote — whatever suits the moment.

TaHoma® app-based systems offer simple, intuitive control of motorized systems using a smart device from virtually anywhere that has an internet connection.



All Somfy RTS motors are designed to work seamlessly with Somfy RTS control and sensor systems. To ensure compatibility, simply look for the RTS (Radio Technology Somfy) emblem.







Zigbee® 3.0 Technology

Zigbee is an open, forward-looking protocol that offers outstanding flexibility and ensures future compatibility with other certified products. It allows bi-directional communication, so the user can send commands from anywhere and receive real-time feedback on equipment status, battery level, and more to help provide peace of mind.

Zigbee 3.0 creates its own smart ecosystem, which enables Somfy products to easily communicate with each other and allows control from a single source. The technology is very reliable and stable; it avoids interference from other devices during installation and use. And as a mesh network, it gains strength as more constantly powered devices are added to the system. It's innovation that provides the comfort of seamless control.

Somfy is a Connectivity Standards Alliance board member and is proud to be part of a community recognized as the world leader for interoperable smart products. All Zigbee 3.0 products are cross-compatible and easily work together, including smart lighting, smart shades, security systems, and HVAC systems.



Intelligent Controls

To meet the needs of designers, builders, building owners, management, and clients, Somfy offers intelligent control and real-time sensor systems that are compatible with most common industry technologies – including networked control systems using either Power over Ethernet, digital technology, or direct control using analog electronics.

Power Over Ethernet (PoE)

Integrating Somfy motors and controls into Power over Ethernet (PoE) systems distributes network signals and power to transmit communication over standard network cabling to shades and draperies.

Using PoE in new construction or renovation projects can lower infrastructure costs and capital expenses by eliminating wall circuits for endpoints and consolidating continuous power supply systems. It saves deployment time by reducing the stages of construction and installation. Using PoE technology also helps save on energy costs via Cisco energy-management systems and improves performance with intelligent load-shedding capabilities.

Somfy Digital Network™ (SDN)

The Somfy Digital Network (SDN) is a bi-directional RS485 network that provides control of, and continuous feedback from, each motor on the network. This allows the ability to view the position and status of any motor on the network in real time.

SDN runs over standard network architecture, allowing users to establish a remote connection to the system from anywhere with internet access. It works either as a stand-alone option or including animeo® IP, with different control options for each.

0-10V to SDN Interface

Available with Somfy Digital Network (SDN) devices, the 0-10V to SDN Interface accepts lighting control dimming commands to operate Somfy RS485 motors. It offers “plug and play” operating simplicity as a shade-control device by controlling all motors without additional programming.


- It converts 0-10V analog inputs to broadcast SDN commands, controlling motors from most lighting control systems.
- 0-10V to SDN integration can be used in multiple ways – group control of a small SDN system can be started by an SDN 0-10V interface, or an SDN or animeo IP system could receive commands from a 0-10V input similar to keypad controls.



All Somfy Digital Network (SDN) motors are all designed for compatibility and bi-directional communication with SDN controls, interfaces, and sensors. Look for the SDN logo when ordering.







animeo IP

Somfy animeo IP is an automated natural light management system utilizing Somfy-powered intelligent motorized window coverings, as well as digital keypads and weather sensors. The system's controllers, sensors, and keypads work with both new and existing SDN motor installations, allowing comprehensive solar management as a stand-alone solution or integrated into third-party control systems.

An intuitive user interface allows for simplified commissioning, building management, and technical support featuring drag-and-drop programming, motor auto-discovery, and at-a-glance real-time system status updates.

animeo IB+

The animeo IB+ Touch Building Controller is a simplified, intuitive control interface for small and medium-sized buildings that provides sophisticated design, a user-friendly graphical interface, and customized functionality, all at the user's fingertips. It features a built-in "co-pilot" that offers end users a step-by-step guide, real-time sensor integration, and easy maintenance.

- Scalable number of configurable zones for any project, in series of four or eight zones per unit
- Applicable for shades, blinds, screens, rolling shutters, and window openers
- Glare control for optimal visual comfort as the sun moves across the sky
- Automatic retraction of exterior window coverings for protection in case of high winds, frost, or fire
- Data storage for tracking events, settings, sensor values, etc. for three months
- Multi-unit interaction with a single weather station for consistent automation throughout the building

Wired Technology

Somfy's wired control systems offer a cost-effective solution that is typically used for applications requiring small to large torque ranges in new construction, or for retrofits where wiring can be run without difficulty.

We provide a variety of individual control options utilizing dry contact (DCT) or wired switches for commercial building systems. The motor options available for wired technology are durable, dependable, and feature a wide range of torques and speeds for interior or exterior motorized shading applications.

The Somfy Individual Group Control (IGC) 4n1 Motor Controller is a scalable wired device that enables individual and group control for up to four Somfy® Wired Technology (WT) motors. It allows three intermediate positions per motor, preset at 25%, 50%, and 75% openness, or users can set custom intermediate positions with a DecoFlex Dry Contact Keypad. Daisy-chaining multiple 4n1 controllers together allows simple, synchronized control from a single keypad.

Sensor Systems

Somfy offers a variety of sensor devices designed to integrate and communicate with commercial building control systems. These sensors detect and measure exterior conditions — such as sun intensity, temperature, wind, and moisture — and deliver real-time data to building controllers, allowing them to adjust shading systems to suit current conditions throughout the day.

Controls



Customized Control Operate multiple shades, awnings and screens for ultimate control.



Smart Home Compatible with Amazon Alexa, Google Assistant, Samsung SmartThings, and most third-party systems.



Flexibility Variety of control options to fit any user preference, including handheld transmitters, wireless wall switches, app control, or a combination.



Coordinated Control Operate motorized products along with lights, thermostats and other connected devices.



Intelligent Building Control Scalable for large commercial facilities, with centralized, individual or group controls.

Zigbee® Controls

Wireless Integrated App Controls



The TaHoma® switch can control up to 50 Somfy Zigbee products and 40 channels of Radio Technology Somfy® (RTS) motorized products. The TaHoma® app enables users to setup and configure their products, and access their smart shading from anywhere.

Streamlined Smart Shading Offer

- Somfy motors fitting nearly any interior style of shades, blinds or draperies.
- TaHoma® pro app for simpler fabrication, motor setting, and installation.
- TaHoma® switch smart hub for a solid, reliable network.
- TaHoma® app giving homeowners the ability to connect, control, and customize.
- Ysia remote for direct control of window coverings.

Pro Tools Make it Easy to Set Up!

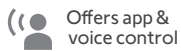
- **Simple:** Each motor has a QR code that can be scanned for a one-to-one connection over Bluetooth, no crosstalk that can slow down a production line or installation process.
- **Intuitive:** With a step-by-step process to configure motor settings and set end limits, manufacturers save time training new and current production staff.
- **Self-Contained:** With the entire configuration set from the app, you'll avoid the complicated button dance that requires memorizing or referring to extensive setup documentation.
- **Hassle-free:** Easier and less time-consuming to set up the network or adjust limits.

Comfort-Driven Ecosystem

- Ease production without slowing down manufacturing and productivity.
- Every installation done in less time, the first time.
- Peace of mind that your smart shades, blinds, or draperies will work seamlessly with any future change in smart home tech.
- Join up to 10 TaHoma interfaces for multi-zone control (RTS).



Main functions



Offers app & voice control



Customizable



Scalable



Easy integration



Mesh network

NAME	TECHNOLOGY	ITEM NUMBER
TAHOMA® SWITCH	RTS/ZIGBEE	1871037

NAME	ITEM NUMBER	NAME	ITEM NUMBER
TaHoma® switch (with ethernet adaptor)	1871038	TaHoma® switch Ethernet Adaptor	9028054



Zigbee® Controls

Ysia Zigbee Transmitters



Ysia offers simple, convenient control for motorized window coverings. Available in a clean white finish sporting a sleek, modern look, it adds a touch of elegance to every décor. Ysia can be used as a direct control for Somfy Zigbee devices or part of a connected TaHoma® switch system.

Comfort & convenience

- Simple, intuitive design.
- Operates Somfy-powered Zigbee window coverings and Smart Plugs.
- Control one individual or one group of motorized Zigbee products.
- MY button saves a favorite position for quick and easy access.
- LED feedback provides visual confirmation.
- Optional wall bracket included.



Main functions



Easy-to-use



MY function

NAME	TECHNOLOGY	ITEM NUMBER
YSIA 1 ZIGBEE	ZIGBEE	1871153
YSIA 5 ZIGBEE	ZIGBEE	1871154

Zigbee® Smart Plug



The Somfy Smart Plug can be used in Zigbee® installations (using the TaHoma® switch). It extends the Zigbee radio range for motorized window coverings and turns connected lighting devices on/off. The Smart Plug is an essential point to building a robust Zigbee mesh network, and allows users to control traditional lighting or small plug-in devices with the TaHoma® app.

Comfort & convenience

- Discreet and easy to use.
- Enables control of lighting and other small home devices via your smartphone.
- Supports and communicates information between Zigbee devices.
- Compatible with voice assistants.



Main functions



Remote on/off control for lighting & more



Acts as Zigbee router



Easy-to-use

NAME	INPUT VOLTAGE	TECHNOLOGY	ITEM NUMBER
SMART PLUG ZIGBEE	120V AC 60HZ	ZIGBEE	1871217

Zigbee® Controls

Digital Motor Interface



COMING SOON! A Zigbee routing device that connects and controls a single Sonesse® Somfy Digital Network™ (SDN) motor to a TaHoma system. **SIGN UP TO BE NOTIFIED!**

Features & Benefits

- A Zigbee routing device that communicates with an RS485 motor to easily integrate with TaHoma®.
- Receives feedback from motors and distributes to the Zigbee network.
- Operate SDN motors using the TaHoma app from anywhere.



Main functions

- R** Acts as Zigbee router
- Easy-to-use

NAME	INPUT VOLTAGE	ITEM NUMBER
TAHOMA® TO DIGITAL MOTOR INTERFACE	24V DC	1870743

Wireless Radio Technology Somfy® (RTS) Controls

Wireless Integrated App Controls



TaHoma® is a WiFi to RTS gateway that can control up to 40 RTS channels. Create scenes and schedules using an app while home or away, or integrate with third-party systems. TaHoma works with Google Assistant and Amazon Alexa, allowing for natural voice commands to control shades.

Smart Home Convenience

- Maximize energy savings and privacy, and control glare by creating timed events to automatically position RTS shading as desired.
- Use multiple TaHomas to create a whole home control solution.
- Create an ideal setting by creating up to 40 scenes and 40 schedules to automatically operate multiple RTS applications such as shades, awnings, and screens.
- Remote access using a mobile app while home or away lets users control shades from virtually anywhere.

Reliable & Scalable

- Join up to 10 TaHoma interfaces for multi-zone control.
- Optional Ethernet Adaptor allows for a direct, wired connection to the internet for optimal connectivity.

Compatibility

- Compatible with most third-party systems such as Control4®, Crestron , Savant, Elan, RTI, URC, and Brilliant.
- Works with with Amazon Alexa, IFTTT, Phillips Hue, Samsung SmartThings, and Google Assistant.



Main functions



Easy integration



Scalable



Customizable



Mesh network



Time-saving



Offers app & voice control



Easy-to-use



MY function



Dimming

NAME	INPUT VOLTAGE	TECHNOLOGY	ITEM NUMBER
TAHOMA® RTS/ZIGBEE SMARTPHONE AND TABLET INTERFACE	120V AC 60HZ	RTS/ZIGBEE	1811731

NAME	ITEM NUMBER
TaHoma® Ethernet Adaptor	1870470



Wireless Radio Technology Somfy® (RTS) Controls

Situo® RTS Transmitters



Situo hand-held remotes control one individual window covering or one group of window coverings. Its modern finish complements any décor.

Comfort & Convenience

- Ideal to manage natural light.
- Instantly block glare or create instant privacy with a simple button press.
- Includes a discreet wall holder.

Radio Technology Somfy

- Compatible with all RTS-powered systems, controls, and accessories so users can mix and match options to maximize product performance.
- Exclusive Somfy “my” feature saves a favorite/preferred product position.
- RTS is omni-directional, so no need to aim the remote at the product being controlled.



Main functions



Easy-to-use



MY function



Time-saving



Customizable



Easy integration



Scalable

NAME	TECHNOLOGY	ITEM NUMBER
SITUO® 1 RTS PURE II	RTS 433 MHZ	1870571
SITUO® 1 RTS IRON II	RTS 433 MHZ	1870572
SITUO® 1 RTS NATURAL II	RTS 433 MHZ	1870573
SITUO® 1 RTS ARCTIC II	RTS 433 MHZ	1870574
SITUO® 5 RTS PURE II	RTS 433 MHZ	1870575
SITUO® 5 RTS IRON II	RTS 433 MHZ	1870576
SITUO® 5 RTS NATURAL II	RTS 433 MHZ	1870577
SITUO® 5 RTS ARCTIC II	RTS 433 MHZ	1870578

Wireless Radio Technology Somfy® (RTS) Controls

Situo® Variation RTS Transmitter



The Situo Variation is a five-channel hand-held remote featuring precision control using a scroll wheel to incrementally tilt blind slats and sheer vanes, and to adjust RTS LED lights. Control five individual window coverings or five groups of window coverings. Its modern, pure white finish complements any décor.

Comfort & Convenience

- Ideal to manage natural light.
- Instantly block glare or create instant privacy with a simple button press.
- Includes a discreet wall holder.

Radio Technology Somfy

- Compatible with all RTS-powered systems, controls, and accessories so users can mix and match options to maximize product performance.
- Exclusive Somfy “my” feature saves a favorite/preferred product position.
- RTS is omni-directional, so no need to aim the remote at the product being controlled.



Main functions



Easy-to-use



MY function



Time-saving



Customizable



Easy integration



Scalable



Dimming

NAME	TECHNOLOGY	ITEM NUMBER
SITUO® 5 VARIATION RTS PURE II	RTS 433 MHZ	1811612

Wireless Radio Technology Somfy® (RTS) Controls

Situo® Soliris RTS Transmitter



The Situo Soliris is a five-channel hand-held remote with sun control to operate five individual or five groups of window coverings. Ideal to manage sun applications, reduces heat gain by activating the sun sensor to automatically adjust motorized products based on the sun's intensity. Its modern, pure finish compliments any decor.

Comfort & Convenience

- Operates motorized awnings, exterior screens, and rolling shutters to manage natural light.
- Instantly block glare or create privacy with a simple button press.
- Includes a discreet wall holder.

Radio Technology Somfy

- Compatible with all RTS-powered systems, controls, and accessories so users can mix and match options to maximize product performance.
- Exclusive Somfy "my" feature saves a favorite/preferred product position.
- RTS is omni-directional, so no need to aim the remote at the product being controlled.



Main functions



Easy-to-use



MY function



Time-saving



Customizable



Easy integration



Scalable

NAME	TECHNOLOGY	ITEM NUMBER
SITUO® 5 SOLIRIS RTS PURE II	RTS 433 MHZ	1870579

Wireless Radio Technology Somfy® (RTS) Controls

Telis Patio Transmitters



The Telis 1 Patio is ideal for controlling outdoor motorized products. This single-channel hand-held remote provides control of either one individual motorized application or one group of motorized applications. Offered in a fun blue and white finish, this control is both water and shock resistant.

Provide the Perfect Control

- Control one individual or one group of motorized products.
- Compatibility with full range of Radio Technology Somfy® (RTS) controls and accessories.
- Allows operation of motorized applications.

Perfect for Outdoor Applications

- Provides water and shock resistance.
- Blue and white finish is ideal for outdoors.



Main functions



Easy-to-use



MY function



Time-saving



Customizable



Easy integration



Scalable

NAME	TECHNOLOGY	ITEM NUMBER
TELIS 1 RTS PATIO TRANSMITTER	RTS 433 MHZ	1810643
TELIS 4 RTS PATIO TRANSMITTER	RTS 433 MHZ	1810645

Wireless Radio Technology Somfy® (RTS) Controls

Telis 16 Transmitters



The Telis 16 RTS hand-held remote extends control of motorized interior and exterior products to 16 different channels of control.

Extend Control

- Control motorized products or groups of motorized products on up to 16 channels.
- Clear design with an easy-to-use on-screen display.

Provide Personalized Control

- More channels provide opportunities for greater personalization for clients.
- The “my” button allows to set a favorite position for an individual or a group of motorized applications for quick and easy access.
- Simple programming makes it easy to offer control of more motorized products.



Main functions



Easy-to-use



MY function



Time-saving



Customizable



Easy integration



Scalable

NAME	TECHNOLOGY	ITEM NUMBER
TELIS 16 RTS PURE	RTS 433 MHZ	1811081
TELIS 16 RTS SILVER	RTS 433 MHZ	1811082

Wireless Radio Technology Somfy® (RTS) Controls

Telis Timer Transmitter



The Telis 1 Chronis RTS combines the functionality of a single channel hand-held control with the convenience of a programmable timer. This control option is compatible with all motorized Radio Technology Somfy® applications and offers simple programming and easy operation.

Easy Programming

- Easily program or change the automatic operation of motorized applications with a brief button press.
- Schedule one open and one close function per day with different scheduled operation available for weekends and weekdays.
- Default time programmed in the factory (7:30am UP, 8:00pm DOWN).

Offer Choice

- Operate shades in manual mode at any time according to preferences.
- Override programmed operation at any time.

Fits into any Lifestyle

- Easy to use hand-held transmitter with available wall mount clip.
- Compatible with all motorized shades, blinds, drapes, rolling shutters, and awnings featuring Radio Technology Somfy® RTS.



Main functions



Easy-to-use



MY function



Time-saving



Customizable



Easy integration



Scalable

NAME	TECHNOLOGY	ITEM NUMBER
TELIS 1 CHRONIS PURE	RTS 433 MHZ	1805237

Wireless Radio Technology Somfy® (RTS) Controls

DecoFlex WireFree™ Surface



The DecoFlex WireFree™ Surface keypad provides homeowners a simple and elegant way to control their Somfy-powered RTS shading. With a slim profile, surface-mount capability and IP54 rating, it is ideal for interior and exterior applications.

Elegant Design

- A slim floating design that enhances aesthetics for any space.

Easy-to-install

- Battery-powered device that offers the ultimate flexibility.
- Mounting frame and snap-on cover enables quick installation.

Adaptive Control

- Can be paired with an individual motorized shade or groups of shades.



Main functions



Easy-to-use



Time-saving



Customizable



Easy integration



Scalable



Outdoor rated

NAME		WHITE
		ITEM NUMBER
DECOFLEX WIREFREE™ SURFACE 5 CHANNEL		1871025

Wireless Radio Technology Somfy® (RTS) Controls

DecoFlex WireFree™ Wall Switches



This DecoFlex WireFree™ is a one channel wall switch that is battery-powered and completely wireless.

No Wires Needed

- Battery-powered and completely wireless.

Flexible Control

- Can control an individual motorized application or groups of motorized applications.
- Ideal next to an existing light switch for control when entering/exiting a room.



Main functions



Easy-to-use



Time-saving



Customizable



Easy integration



Scalable



Outdoor rated

NAME	WHITE	IVORY	BLACK
	ITEM NUMBER	ITEM NUMBER	ITEM NUMBER
DECOFLEX WIREFREE™ 1 CHANNEL	1810897	1810898	1810899
DECOFLEX WIREFREE™ 2 CHANNEL (KIT)	1811068	1811069	1811067
DECOFLEX WIREFREE™ 3 CHANNEL (KIT)	1811071	1811072	1811070
DECOFLEX WIREFREE™ 4 CHANNEL (KIT)	1811074	1811075	1811073
DECOFLEX WIREFREE™ 5 CHANNEL	1810813	1810814	1810830



Wireless Radio Technology Somfy® (RTS) Controls

DecoFlex WireFree™ 3-Button

The DecoFlex WireFree™ 3-Button keypad provides a simple and elegant way to control Somfy-powered RTS interior shades. This keypad is compatible with all Somfy RTS motors and brings an intuitive single channel control experience to the DecoFlex WireFree product line.

No Wires Needed

- Battery-powered and completely wireless.

Flexible Control

- Can control an individual motorized application or a single group of motorized applications.
- Ideal next to an existing light switch for control when entering/exiting a room.



Main functions



Easy-to-use



Time-saving



Customizable



Easy integration



Scalable



Outdoor rated

NAME	WHITE
	ITEM NUMBER
DECOFLEX WIREFREE™ 3-BUTTON	1870908

DecoFlex WireFree™ Accessories

NAME	ITEM NUMBER	
Decoflex WireFree™ Table Top Accessory (Silver)	1810972	
Decoflex WireFree™ Table Top Accessory (Black)	1811051	

NAME	ITEM NUMBER	
DecoFlex WireFree™ Table Top Accessory (White)	1811185	






DecoFlex WireFree™ Switch Plates

NAME	ITEM NUMBER	
DecoFlex Switch Plate 4 Channel, White	9018977	
DecoFlex Switch Plate 3 Channel, White	9018978	










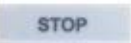





NAME	ITEM NUMBER	
DecoFlex Switch Plate 2 Channel, White	9018979	
DecoFlex Switch Plate 4 Channel, Ivory	9018980	

Wireless Radio Technology Somfy® (RTS) Controls

DecoFlex WireFree™ Switch Plates



NAME	ITEM NUMBER		NAME	ITEM NUMBER	
DecoFlex Switch Plate 3 Channel, Ivory	9018981		DecoFlex Switch Plate 3 Channel, Black	9018984	
DecoFlex Switch Plate 2 Channel, Ivory	9018982		DecoFlex Switch Plate 2 Channel, Black	9018985	
DecoFlex Switch Plate 4 Channel, Black	9018983				

DecoFlex WireFree™ Engraved Buttons

NAME	ITEM NUMBER		NAME	ITEM NUMBER	
DecoFlex Command Button Left "CLOSE," White	9016568		DecoFlex Command Button Left "DOWN ARROW," Black	9018933	
DecoFlex Command Button Left "CLOSE," Ivory	9016569		DecoFlex Command Button Right "UP ARROW," White	9018935	
DecoFlex Command Button Left "CLOSE," Black	9016570		DecoFlex Command Button Right "UP ARROW," Ivory	9018936	
DecoFlex Command Button Right "OPEN," White	9016571		DecoFlex Command Button Right "UP ARROW," Black	9018937	
DecoFlex Command Button Right "OPEN," Ivory	9016572		DecoFlex Command Button Large "STOP," White	9018939	
DecoFlex Command Button Right "OPEN," Black	9016573		DecoFlex Command Button Large "STOP," Ivory	9018940	
DecoFlex Command Button Left "DOWN ARROW," White	9018931		DecoFlex Command Button Large "STOP," Black	9018941	
DecoFlex Command Button Left "DOWN ARROW," Ivory	9018932				

Wireless Radio Technology Somfy® (RTS) Controls

DecoFlex WireFree™ Printed Buttons

NAME	ITEM NUMBER		NAME	ITEM NUMBER	
DecoFlex Button, Large, White, "KITCHEN"	9016400		DecoFlex Button, Large, Ivory, "ALL"	9016467	
DecoFlex Button, Large, White, "DINING RM"	9016415		DecoFlex Button, Large, White, "SHEER"	9016502	
DecoFlex Button, Large, White, "LIVING RM"	9016421		DecoFlex Button, Large, White, "SHADE 1"	9016520	
DecoFlex Button, Large, White, "SHADES"	9016445		DecoFlex Button, Large, White, "SHADE 2"	9016523	
DecoFlex Button, Large, White, "DRAPERY"	9016448		DecoFlex Button, Large, White, "SHADE 3"	9016526	
DecoFlex Button, Large, White, "BLACKOUT"	9016457		DecoFlex Button, Large, White, "SHADE 4"	9016529	
DecoFlex Button, Large, White, "ALL"	9016466				

DecoFlex WireFree™ Blank Buttons

NAME	ITEM NUMBER		NAME	ITEM NUMBER	
DecoFlex Custom Engraved Large Channel Button (White)	9018259		DecoFlex Custom Small Left Command Button (Black)	9018265	
DecoFlex Custom Engraved Large Channel Button (Ivory)	9018260		DecoFlex Custom Small Right Command Button (White)	9018267	
DecoFlex Custom Engraved Large Channel Button (Black)	9018261		DecoFlex Custom Small Right Command Button (Ivory)	9018268	
DecoFlex Custom Small Left Command Button (White)	9018263		DecoFlex Custom Small Right Command Button (Black)	9018269	
DecoFlex Custom Small Left Command Button (Ivory)	9018264				

Wireless Radio Technology Somfy® (RTS) Controls

Smoove® Wireless Wall Switches



The Smoove® RTS surface-mounted wall switch avoids cutting into drywall. This single channel, battery-operated solution is easy to install and doesn't require an electrician. Compatible with seven decorative color frames (sold separately), users can easily complement any décor.

1-4 Channel Versions

- Each channel can control an individual motorized product or a group of motorized products for practical and flexible control options.

Easy to Install

- Surface-mounted wall switch installs in minutes without an electrician and without cutting into the drywall.

Fits Every Style

- Offers an intuitive, modern design to fit any home.
- Available in seven compatible frames in decorative colors, sold separately.



Main functions



Easy-to-use



MY function



Time-saving



Customizable



Easy integration



Scalable


NAME	TECHNOLOGY	ITEM NUMBER
SMOOVE® 1 RTS PURE	RTS 433 MHZ	1811533
SMOOVE® 4 RTS PURE	RTS 433 MHZ	1811748


Smoove® Frames

NAME	ITEM NUMBER	NAME	ITEM NUMBER
Smoove® Frame, Pure	9015022	Smoove® Frame, Light Bamboo	9015027
Smoove® Frame, Black	9015023	Smoove® Frame, Cherry	9015236
Smoove® Frame, Silver Matte	9015025	Smoove® Frame, Walnut	9015237
Smoove® Frame, Amber Bamboo	9015026	Smoove® Double Frame, Pure	9015238


Wireless Radio Technology Somfy® (RTS) Controls


Smoove® Custom Engraved Switches

NAME	ITEM NUMBER	
Smoove® 1 Custom Engraved Switch	1871191	


NAME	ITEM NUMBER	
Smoove® 4 Custom Engraved Switch	1871192	

Smoove® Custom Engraved Frames


NAME	ITEM NUMBER	
Smoove® Custom Engraved Single Frame	9027376	


NAME	ITEM NUMBER	
Smoove® Custom Engraved Dual Frame	9027377	

Radio Technology Somfy® (RTS) Repeater

NAME	ITEM NUMBER	
RTS Repeater	1810791	

Radio Technology Somfy® (RTS) Receivers

NAME	ITEM NUMBER	
Universal RTS Receiver (For 110V AC Motors)	1810627	
Outdoor RTS Lighting Receiver (500 W)	1810875	

NAME	ITEM NUMBER	
External Mount RTS 25 Receiver	1870137	

Wireless Radio Technology Somfy® (RTS) Controls

Integration Controls



The URTSI II allows third-party automation systems to control Radio Technology Somfy® (RTS) motorized solutions. This 16 channel interface converts RS232 and RS485 protocols into RTS commands to control Somfy-powered solutions.

Integration Features

- Communicates with RS232, RS485, and IR.
- 16 channels of RTS control per URTSI.
- Control up to 16 URTSIs together for up to 256 channels.

Compatibility

- Compatible with all RTS motors and receivers.



Main functions

- Time-saving
- Outdoor rated
- Customizable
- Easy integration
- Scalable
- Easy-to-use

NAME	TECHNOLOGY	ITEM NUMBER
UNIVERSAL RTS INTERFACE II (URTSI II-16 CHANNEL)	RTS 433 MHZ	1810872


NAME	ITEM NUMBER	NAME	ITEM NUMBER
RTS Dry Contact Interface (Single Channel)	1810493	DB9 to RJ45 Adaptor for RS232 (For Use with URTSI)	9015028
Z-Wave to RTS Plug-in Wall Module (ZRTSI – 16 Channel)	1811265	IR Sensor (Miniature) with 3 ft. Cable with Connector for URTSI II	9015078

Mounting Hardware

NAME	ITEM NUMBER	NAME	ITEM NUMBER
Telis Mounting Knobs (Pkg 10) (White)	9013705	Situo® II Variation Mounting Bracket	9028049
Situo® II RTS Mounting Bracket	9028048		

Wireless Radio Technology Somfy® (RTS) Controls

Miscellaneous RTS

NAME	ITEM NUMBER	
Headrail Mount RTS 25 Receiver (Modulis Tilt Compatible)	1870142	

LED Lighting

The Dimmable LED RTS Light Kit is an accessory used to add exterior lighting to motorized awnings featuring Radio Technology Somfy®.

Easy Installation

- Plug and play kit installs quickly and easily without the need for an electrician and is ideal for existing or new installations.
- Available as a turn key kit, including a receiver and 4 LED light bars, or customizable to suit any lighting needs.
- LED bars available in warm or cool white can be mounted on top of the awning arms for ambient muted light, or facing down for stronger light, depending on preference.

Compatibility


- Compatible with full range of RTS motors, controls, and accessories.
- Ideal for new or existing installations.

Kit Includes:





- 1 x Dimming LED RTS receiver.
- 1 x 5 ft. interconnect cable.
- 1 x 25 ft. interconnect cable.
- 4 x LED bar 12V DC with adhesive tape in warm white or cool white.



Main functions






-  Easy-to-use
-  Time-saving
-  Dimming
-  Remote on off control for lighting & more
-  Outdoor rated
-  Easy integration
-  Scalable
-  Customizable

NAME	INPUT VOLTAGE	TECHNOLOGY	ITEM NUMBER
LED 12V LIGHT CONTROL AWNING KIT WARM WHITE (X4 STRIPS)	120V AC 60HZ	RTS 433 MHZ	1811491
LED 12V LIGHT CONTROL AWNING KIT COOL WHITE (X4 STRIPS)	120V AC 60HZ	RTS 433 MHZ	1811506

NAME	ITEM NUMBER		NAME	ITEM NUMBER	
Dimming LED RTS 12V Receiver	1870607		Low Voltage LED Extension Cable 0.5 ft.	9019955	
2 Pole White Plug with Screws for 12V DC LEDs	9019954		Low Voltage LED Extension Cable 5 ft.	9019956	

Wireless Radio Technology Somfy® (RTS) Controls

LED Lighting

NAME	ITEM NUMBER		NAME	ITEM NUMBER	
LED Light Bar 12V DC Warm White	9019958		Low Voltage LED Strips Interconnect 5 ft.	9019977	
LED Light Bar 12V DC Cool White	9019959		LED Light Splitter (1 Female To 2 Male Connector)	9020276	
Low Voltage LED Extension Cable 25 ft.	9019976				

Pergola Controls

Radio Technology Somfy® (RTS) Receivers



Receivers add RTS control to two pergola tilt motors to seamlessly integrate with RTS transmitters, sensors, home automation interfaces, and smart phone apps.

Highlights

- Supports 12V or 24V DC.
- Built-in and remote antenna options ensure reliable radio reception.
- Compatible with RTS controls, sensors (Eolis 24V, Ondeis® 24V, Ondeis® WireFree, Sunis Outdoor WireFree™ RTS), and accessories (LED light kit).
- Select open or close in high winds with adjustable 12 to 60mph wind trigger from wind sensor built-in temperature sensor
- Rain sensor available in wired and solar-powered wirefree versions
- Wirefree sun sensor
- Supports motors with and without encoders.
- Full and semi-automatic limit setting (allows installer to set one limit to control stroke length).
- Consistent, simple, reliable RTS programming.
- Includes overload and over current protection.
- Obstacle detection protects objects & investments
- Users can set a favorite intermediate “my” position.



Main functions



Outdoor rated



Easy-to-use






MY function

NAME	INPUT VOLTAGE	TECHNOLOGY	ITEM NUMBER
PERGOLA 12V/24V 2-MOTOR RTS RECEIVER & ANTENNA KIT	24V DC	RTS 433 MHZ	1870488
PERGOLA 12V/24V 2-MOTOR RTS RECEIVER	24V DC	RTS 433 MHZ	1870871
LED RTS 24V DC RECEIVER	24V DC	RTS 433 MHZ	1870872

Wireless Infrared Controls

IR Transmitters

NAME	ITEM NUMBER		NAME	ITEM NUMBER	
1-99 Channel IR Transmitter	1810498		IR 1 (1 Channel) IR Transmitter	1870133	
IR 8 (8 Channel) IR Transmitter	1870132				

Drapery Integration

Z-Wave®



The Z-Wave Module allows communication between Somfy's drapery motors and Zigbee controls. It receives Z-Wave transmissions and converts them to motor control commands. They've never been easier to integrate in third-party automation systems!

Integration Features

- Receives Z-Wave® transmissions and converts them to motor control commands.
- Join a network with one button press.
- Connects directly to the motor for power.
- One interface per motor.

Connectivity

- RJ12 Modular cable for communication.
- Setup button easily identifies the module in the Z-Wave network.

Compatibility

- Compatible with Glydea® DCT motors.
- Compatible with Irismo™ DCT motors.



Main functions



Easy integration



Mesh network



Easy-to-use



Time-saving



Open protocol



Customizable




Outdoor rated

NAME	INPUT VOLTAGE	TECHNOLOGY	ITEM NUMBER
Z-WAVE MODULE FOR DRAPERIE MOTORS (IRISMO™ DCT TO Z-WAVE UPGRADE)	24V DC	Z-WAVE	1870228
Z-WAVE IRISMO™ 24V MINI DC CONTROL ENCLOSURE KIT	24V DC	Z-WAVE	1870280

Draper Integration

Common Draper Components

NAME	ITEM NUMBER	
Empty Irismo™ 24V Mini DC Control Enclosure Kit	9021132	

Digital Intelligent Building Controls

Integration Controls: UAI+



The Somfy Connect™ Universal Automation Interface (UAI) Plus allows for commissioning and integrating Somfy Digital Network™ (SDN) over IP.

User Friendly

- Setup wizard for commissioning (programming).
- Drag and drop grouping.
- Firmware updates over IP.
- Available reports can be printed or emailed.
- Configuration file can be backed up.

Integration features

- Commission and integrate up to 250 motors over IP.
- Embedded programming software.
- No pinouts.
- No converters.

Connectivity

- Compatible with Control4, Crestron, and Savant automation systems.
- Compatible with Somfy Synergy™ API.
- Compatible with SDN 2.0.

Compatibility

- Compatible with Sonesse 30 RS485.
- Compatible with Sonesse 50 ULTRA AC & DC RS485.
- Compatible with Glydea ULTRA.
- Compatible with Irismo 35 with SDN Enclosure Kit.



Main functions



Mesh network



Outdoor rated



Scalable



Time-saving



Easy-to-use



Open protocol



Easy integration



Customizable

NAME	INPUT VOLTAGE	TECHNOLOGY	ITEM NUMBER
SOMFY CONNECT™ UNIVERSAL AUTOMATION INTERFACE (UAI) PLUS	24V DC	RS485	1870272

Digital Intelligent Building Controls

Integration Controls: 0-10V Interfaces



The SDN 0-10V Interface is a device which accepts the lighting industry standard 0-10V analog dimming signal and converts it to an SDN or animeo® IP command to drive a single or a group of motors. The control is housed in a junction-box-mountable, plenum-rated enclosure and powered by line voltage. There is a single RJ45 jack on the device which provides the connection to the SDN bus via a standard CAT-5 cable.

Occupant Experience

- Simplified user interaction for controlling natural and artificial lighting.
- Coordinated control with lighting controls via schedules and scenes.

Building Performance

- Enables large scale deployments with integration to BMS and security systems.
- Flexibility to add animeo IP for advanced scheduling and sun tracking capability.

Ease of Installation

- Powered by line voltage to eliminate the need for local power drops for outlets.
- Plenum-rated enclosure that can be installed in J-box along with a lighting control device.
- Onboard DIP switches streamline system configurations and speed up deployment.



Main functions



Easy integration



Time-saving



Easy-to-use



Customizable

NAME	INPUT VOLTAGE	TECHNOLOGY	ITEM NUMBER
SDN 0-10V INTERFACE V2	120V AC 60HZ	RS485	1870857

Digital Intelligent Building Controls

Integration Controls



The Somfy Connect BMS Interface V2 for Somfy Digital Network™ (SDN) provides communication between Building Management Systems and Somfy motorized shading systems, either stand-alone SDN or SDN with an animeo IP shade systems.

Integration Features

- Integrates with Modbus, BACnet MS/TP, and BACnet IP.

System Control Features

- **animeo IP**
 - Control individual or motor groups, sensors, and virtual keypads.
 - Types of control include position (%), up/stop/and down commands, priority control, and sensor data.
- **Virtual Keypads**
 - Control individual or motor groups.
 - Types of control include position (absolute), up/stop/and down commands, and intermediate positions.
- **Stand-alone SDN**
 - Control individual or motor groups.
 - Types of control include position (absolute), up/stop/and down commands, and intermediate positions.

Trouble-Free Setup

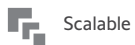
- Supports up to 4500 device objects.
- Programmable through a user-friendly interface.
- The device is auto-discoverable when set up in animeo IP systems.

Compatibility

- Compatible with Sonesse 30 & 50 AC RS485 motors, and animeo IP systems.



Main functions



Scalable



Open protocol



Customizable



Easy integration



Easy-to-use

NAME	INPUT VOLTAGE	TECHNOLOGY	ITEM NUMBER
SOMFY CONNECT™ BMS INTERFACE V2	24V DC	RS485	1871168

NAME	ITEM NUMBER	NAME	ITEM NUMBER
RS232 to RS485 Converter for SDN	1810496	DB9 to RJ45 Adaptor for RS485 (For Use with URTSI, UAI+ and SDN)	9015029
Somfy Connect™ LTI	1870210	Sonesse® 50 Adaptor Cable for ZBDMI	9019996
Control4 to Digital Motor Interface	1870533	ZBDMI Data & Power Cable	9027112

Digital Intelligent Building Controls

Power over Ethernet (PoE) Gateway



The SDN Power over Ethernet (PoE) Gateway is a low-voltage power distribution and network-connected module that utilizes PoE technology to power and control Somfy 24V RS485 shade and drapery motors.

Highlights

- Delivers up to 51W of power and ethernet-based connectivity.
- Supports both Somfy Synergy™ API and CoAP Digital Building API compatible with Molex Transcend Network Connected System.
- Powered and connected via standard Cat 5e/6 UTP cable and controls Somfy Digital Network™ (SDN) devices.
- Control up to 4 Low-voltage RS485 motors from an SDN PoE Gateway.
- When operating motors in a group, motors will cascade individually.
- Aligned operation available with Sonesse® 30 RS485 DC (maximum 2 motors).
- Total wiring between SDN PoE Gateway and all motors should not exceed 240 ft. when using SDN Low-Voltage Motor Cable.
- Gateway connects to SDN Low-Voltage Motor Cable using a 4 pin to Weidmueller adaptor cable (included with the Somfy PoE Gateway Kit 1870445).

Integration Features

- Compatible with Molex Transcend Control System, distributes power and data to shade and drapery motors.
- IEEE 802.3bt and Cisco UPoE Compliant Device.
- Ability to program up to 16 intermediate positions per motor.
- Offers a control for groups of motors with stop and align command.
- Compatible with Somfy Synergy™ API.

Connectivity

- Capable of powering a single or multiple motors.
- Easy to connect/disconnect RJ45 and 4 pin ports with adaptor cable included.
- Supports both ANSI/TIA/EIA 568 A & B Standards.
- Safe operation and industry-standard compliance (UL 2108/ UL 1310).
- Not allowed to be on the same subnet as Molex Gateways.

Motor Compatibility (24V DC RS485 only)

- Compatible with Sonesse 30 RS485 DC, Sonesse 50 Ultra DC RS485, and Irisimo 35 DC RS485.

Main functions



Customizable



Scalable



Open protocol



Time-saving



Easy-to-use







Outdoor rated



NAME	INPUT VOLTAGE	TECHNOLOGY	ITEM NUMBER
SDN POWER OVER ETHERNET (POE) GATEWAY	48V DC	POE	1860326
SDN POWER OVER ETHERNET (POE) KIT (GATEWAY AND 9025010 ADAPTOR)	48V DC	POE	1870445

Digital Intelligent Building Controls

Power over Ethernet (PoE) Gateway

NAME	ITEM NUMBER		NAME	ITEM NUMBER	
Motor Daisy-Chain Adaptor for SDN Power over Ethernet (PoE) Gateway	9020451		Power over Ethernet (PoE) Gateway to Motor/animeo® Keypad Adaptor (Plenum-Rated)	9025011	
Power over Ethernet (PoE) Gateway to Motor Adaptor	9025010		Drapery Adaptor for Power over Ethernet (PoE) Gateway	9025012	

Digital Intelligent Building Controls

Power over Ethernet (PoE) Room Controllers



The PoE Touch Panel Room Controllers are touch screen interfaces that send commands, receive position status, and allow the grouping of SDN motors connected to POE Gateways. These products utilize native PoE technology to power and control the Somfy 24V RS485 motors.

Operation Features

- Control up to 20 Gateways, individually or as groups, for ideal room control.
- Provides dedicated control for the Power Over Ethernet (PoE) network for motorized shading and drapery.
- Offers group control of multiple gateways with common up, stop, down, and percentage commands.
- Ability to program up to 6 intermediate positions per motor or groups of motors or gateways.
- Includes a Proximity Sensor allowing the product to wake up when motion is detected.

User Experience

- In-wall touch panel offers a robust, hi-res color display dedicated to control SDN (Somfy Digital Network™) motorized shading connected to PoE Gateways.
- Intuitive two-way communication provides position status feedback with network access.
- Offers multiple display settings, including a screen saver upload, to customize the user experience.

Connectivity

- Connected via standard Cat 5e/6 UTP cable with a max. distance of 328 ft. between PoE Touch Panel Room Controller and network switch for reliability.
- Easy to connect/disconnect RJ45 port supporting both ANSI/TIA/EIA 568 A & B Standards.
- Includes Micro USB port for additional functionality including file transfers to and from the device.
- Safe operation and industry-standard compliance (UL Certified, CE, RoHS/WEEE & FCC Class B).

Product Compatibility

- Installs in standard single-gang wall boxes US, UK, European/International IEC/EN60670.
- IEEE 802.3af Compliant Device allowing for use with industry standard IEEE 802.3af PoE Network Switches.
- Requires Somfy Power over Ethernet Gateways for use.

Main functions



Customizable



Scalable



Open protocol



Time-saving



Mesh network



Easy-to-use



NAME	INPUT VOLTAGE	TECHNOLOGY	ITEM NUMBER
POE TOUCH PANEL ROOM CONTROLLER BLACK	48V DC	POE	1870731
POE TOUCH PANEL ROOM CONTROLLER WHITE	48V DC	POE	1870811

Digital Intelligent Building Controls

Somfy Digital Network™ (SDN) Bus Components



The Somfy PowerConnect™ Power Panel is a Somfy Digital Network™ (SDN) bus distribution component used to add 10 isolated motor ports and two isolated device ports to an SDN bus segment.

Efficient Power and Data Distribution

- Isolated motor ports support up to 240 feet of power and data wiring to individual low-voltage intelligent motors.
- Used to add 10 isolated motor ports and two isolated device ports to an SDN bus segment.

Improved Design

- New mounting options add flexibility to installation.
- Smaller form factor – approx. 50% smaller volume.
- Sequence button allows for testing of motor wiring directly at the power panel.
- System status LEDs monitor Bus power, communication, and end-of-line notification.
- Supplies power to Device Ports from internal power supplies.
- Miswire protection.
- Automatic segment termination.
- Replaces all previous motor power panels for SDN motors.

Simplified Installation

- The in-wall or on-wall mountable enclosure offers separated line- and low-voltage areas for ease of installation.
- Front cover includes keyed lock handles.

Perfect for Multiple Applications

- Could be used in small SDN systems with two control devices and 10 individual motors as a stand alone solution.
- cULus



Main functions



Customizable



Scalable



Time-saving



Easy-to-use

NAME	TECHNOLOGY	ITEM NUMBER
SDN POWERCONNECT™ POWER PANEL	RS485	1871026

NAME	ITEM NUMBER	NAME	ITEM NUMBER
Bus and Sensor Station Power Supply	1822440	SDN Mini Data Hub	1870277
Data Panel	1870260	SDN Room Controller Hub	1870278
SDN Data Hub	1870262	USB to RS485 Adaptor for SDN	9015260

Digital Intelligent Building Controls

Somfy Digital Network™ (SDN) Drapery Modules

NAME	ITEM NUMBER	NAME	ITEM NUMBER
RS485 Module for Irisimo™ Motors (Irisimo DCT to RS485 Upgrade)	1811129	SDN Irisimo™ 24V Mini DC Control Enclosure Kit (with Drapery Cable)	1870282
RS485 (2-Way) Module for Glydea® ULTRA Motors	1870275		



Somfy Digital Network™ (SDN) Push-Button Switches

The Somfy Digital Keypad for Somfy Digital Network (SDN) is an intelligent control device providing a hard-wired in-wall user interface for stand-alone SDN shading systems. Each keypad communicates directly with intelligent motors in the system without the need for a centralized system controller, distributing intelligence across the network and ensuring reliable operation.



Features

- Directly control intelligent motors either individually, by group, façade, or an entire building.
- Each button can be programmed with different commands for Press, Release, and Hold.
- Set intermediate position at current shade position via button press.
- Keypad configurations can be exported and backed up.
- Dry contact inputs.
- Custom engraved buttons available.
- Standard Decora size.
- Includes wall plate and dry contact terminal blocks.

Main functions



Easy-to-use



Time-saving



Customizable



Easy integration



Scalable



Outdoor rated

NAME	INPUT VOLTAGE	TECHNOLOGY	ITEM NUMBER
SDN DECOFLEX DIGITAL KEYPAD 6-BUTTON WHITE	24V DC	RS485	1811252
SDN DECOFLEX DIGITAL KEYPAD 8-BUTTON WHITE	24V DC	RS485	1811253
SDN DECOFLEX DIGITAL KEYPAD 6-BUTTON BLACK	24V DC	RS485	1811311
SDN DECOFLEX DIGITAL KEYPAD 8-BUTTON BLACK	24V DC	RS485	1811312
SDN DECOFLEX DIGITAL KEYPAD 6-BUTTON IVORY	24V DC	RS485	1811334
SDN DECOFLEX DIGITAL KEYPAD 8-BUTTON IVORY	24V DC	RS485	1811335
SDN DECOFLEX DIGITAL KEYPAD WITH GROUP CONTROL 6-BUTTON WHITE	24V DC	RS485	1811749
SDN DECOFLEX DIGITAL KEYPAD WITH GROUP CONTROL 8-BUTTON WHITE	24V DC	RS485	1811750

Digital Intelligent Building Controls

Somfy Digital Network™ (SDN) Receiver

NAME	ITEM NUMBER
RTS Receiver for SDN	1822294



animeo® IP Building Controllers

The animeo IP Building Controller features a sophisticated graphical user interface and built-in software applications for managing scheduled events, sun tracking, and virtual web-based keypads. An animeo IP Building Controller is required for every animeo IP installation. For larger animeo IP systems (over 200 nodes), animeo IP Sub Controllers must be used.


Installation Advantages


- For larger installations, the IP Building Controller’s capacity can be expanded with the addition of an animeo IP Sub Controller (Ref. 1860201).
- RJ45 and spring clamp connectors for false prove connections.
- Suitable for wall-mounting and DIN-rail installation.


Functional Advantages


- Features an intuitive graphical user interface to simplify programming, commissioning, operation, and system status.
- Automatic discovery of blinds, sensors, and local control points.
- No zone limitation, a window can be a single zone.
- Allows configuration and binding of customized web remotes.


Main functions


 Customizable


 Scalable

 Open protocol

 Time-saving

 Mesh network

 Easy-to-use

 Outdoor rated



NAME	INPUT VOLTAGE	TECHNOLOGY	ITEM NUMBER
RELAYBOX 230V FOR TWO MOTORS	90-240V AC 50-60HZ	RS485	1822314
ANIMEO IP/RS485 SUBCO	90-240V AC 50-60HZ	RS485	1860201



Digital Intelligent Building Controls

animeo® IP Push-Button Switches

The DecoFlex Digital Keypad for animeo® IP is an intelligent control device that provides a hard-wired, in-wall user interface for a single zone within the animeo IP total solar management system.

Practical Intelligence

- Each keypad communicates directly with intelligent motors in the system without the need for a centralized system controller, distributing intelligence across the network, and ensuring reliable operation.
- Provides the user a familiar way to adjust the environment for personal comfort without affecting the overall efficiency of the building.
- Uses a priority-based command structure that allows multiple keypads to have different levels of authority.
- Can be programmed to prioritize life safety and facility manager control over local user control.

Installation Advantages

- Single or multi-gang compatible.
- Standard Decora® size.
- Powered by Somfy Digital Network Bus.

Functional Advantages

- Configurable button functionality presets.
- Auto-discoverable address and location.
- Interchangeable buttons to match selected preset.



Main functions



Easy-to-use



Time-saving



Customizable



Easy integration



Scalable



Outdoor rated

NAME	INPUT VOLTAGE	TECHNOLOGY	ITEM NUMBER
ANIMEO® IP DECOFLEX DIGITAL KEYPAD 6-BUTTON WHITE	24V DC	RS485	1811288
ANIMEO® IP DECOFLEX DIGITAL KEYPAD 8-BUTTON WHITE	24V DC	RS485	1811289
ANIMEO® IP DECOFLEX DIGITAL KEYPAD 6-BUTTON BLACK	24V DC	RS485	1811328
ANIMEO® IP DECOFLEX DIGITAL KEYPAD 8-BUTTON BLACK	24V DC	RS485	1811329
ANIMEO® IP DECOFLEX DIGITAL KEYPAD 6-BUTTON IVORY	24V DC	RS485	1811332
ANIMEO® IP DECOFLEX DIGITAL KEYPAD 8-BUTTON IVORY	24V DC	RS485	1811333

animeo® IP Receiver

NAME	ITEM NUMBER
RTS Receiver for animeo® IP	1822447



Power Supplies

NAME	ITEM NUMBER
Power Supply DRM 24V DC 1.5A	9017611



Digital Intelligent Building Controls

Power Protection







NAME	ITEM NUMBER		NAME	ITEM NUMBER	
Electronic Lightning Protection RS485	9025706		Electronic Lightning Protection Power Supply	9025707	

Wired AC Controls & Switches





Push-Button Switches

NAME	ITEM NUMBER		NAME	ITEM NUMBER	
Single Push-Button Switch Station (White)	1810571		Decoflex Dry Contact Keypad	1811402	

Paddle Switches




NAME	ITEM NUMBER		NAME	ITEM NUMBER	
Maintained Decorator/Designer Switch Single Pole (Ivory)	1800373		Maintained Double Pole, Decorator/Designer Switch (Ivory)	1800376	
Maintained Decorator/Designer Switch Single Pole (White)	1800374		Momentary Decorator/Designer Switch, Single Pole (Ivory)	1800377	
Maintained Double Pole, Decorator/Designer Switch (White)	1800375		Momentary Decorator/Designer Paddle Switch (White)	1800378	



Toggle Switches

NAME	ITEM NUMBER		NAME	ITEM NUMBER	
Maintained Toggle Switch, Single Pole (Ivory)	1800380		Momentary Toggle Switch, Single Pole (Ivory)	1800382	
Maintained Toggle Switch, Single Pole (White)	1800381		Momentary Toggle Switch, Single Pole (White)	1800383	






Wired AC Controls & Switches





Rocker Switches

NAME	ITEM NUMBER	
Maintained Rocker Switch Kit with Standard Plate (Ivory)	1800341	
Maintained Rocker Switch Kit with Standard Plate (White)	1800342	
Momentary Rocker Switch Kit with Standard Plate (Ivory)	1800344	


NAME	ITEM NUMBER	
Momentary Rocker Switch Kit with Standard Plate (White)	1800345	
5 Position AC Decorator Rocker Switch with Tilting Control (White)	1800388	

Key Switches

NAME	ITEM NUMBER	
Heavy Duty Maintained Indoor Key Switch (Ivory Switch Plate)	1800332	
Heavy Duty Momentary Indoor Key Switch (Ivory Switch Plate)	1800333	
Heavy Duty Momentary Outdoor Key Switch (Surface Mount)	1800334	
DP/DT Indoor Momentary Key Switch	1800348	
DP/DT Maintained Key Switch	1800349	

NAME	ITEM NUMBER	
Heavy Duty Momentary Outdoor Key Switch (Flush Mount)	1800353	
Key Switch Cylinder	9012040	
Light Duty Momentary Indoor Key Switch (Switch Plate Not Included)	9012155	
Key Blanks for Outdoor Key Switches	9013169	

Key Pads

NAME	ITEM NUMBER	
Outdoor Digital Keypad	1810527	

Wired AC Controls & Switches

Group Motor Controllers



The Individual Group Control (IGC) 4n1 Motor Controller provides individual and group control for up to four Somfy Wired Technology (WT) motors with up to three intermediate positions per motor.

Features Summary

- Control up to four wired motors individually or in groups.
- Provides default intermediate positions: 25%, 50%, 75% openness.
- Users can access 3 preset positions as well as Up, Down, and Stop, and set custom intermediate positions.
- Multiple IGC 4n1 Motor Controllers can be daisy-chained together for simplified synchronized control from a single keypad.




Main functions

- Time-saving
- Easy-to-use
- Easy integration
- Scalable
- Customizable
- Outdoor rated

NAME	INPUT VOLTAGE	TECHNOLOGY	ITEM NUMBER
IGC 4N1 MOTOR CONTROLLER (4 MOTORS)	120V AC 60HZ	WIRED	1811416
IGC 4N1 MOTOR CONTROLLER (SHUTTER MODE)	120V AC 60HZ	WIRED	1870902

NAME	ITEM NUMBER
Group Control System II (GCS II)	1810476



Synchronized Motor Controllers

NAME	ITEM NUMBER
Synchronization (Momentary Output GCS Control)	1822159





NAME	ITEM NUMBER
Synchronization (Maintained Output) IGC Control	1822161




Wired AC Controls & Switches


Single Motor Controllers

NAME	ITEM NUMBER	
Single Motor Controller for Outdoor Digital Key Pad	1810513	

NAME	ITEM NUMBER	
Isolation Control	1822135	


Radio Receivers


NAME	ITEM NUMBER	
Synchronization Control RTS Radio Receiver	1810481	


NAME	ITEM NUMBER	
IGC 4n1 RTS Radio Receiver	1811492	

GCS II RTS Radio Receiver	1810854	
---------------------------	---------	---


Switch Plates

NAME	ITEM NUMBER	
Plastic Toggle Single Gang Switch Plate (Ivory)	9011962	

NAME	ITEM NUMBER	
Single Gang Paddle/Designer Switch Plate (White)	9011967	

Plastic Toggle Single Gang Switch Plate (White)	9011963	
---	---------	---


Two Gang Designer Switch Plate (Ivory)	9011968	
--	---------	---


Single Gang Paddle/Designer Switch Plate (Ivory)	9011966	
--	---------	---

Two Gang Designer Switch Plate (White)	9011969	
--	---------	---

Wired AC/DC Controls & Switches



Push-Button Switches


NAME	ITEM NUMBER	
Single Push-Button Switch with Screw Terminal (White)	1800406	

NAME	ITEM NUMBER	
Dual Push-Button Switch Station with Screw Terminal (White)	1800407	


Wired AC/DC Controls & Switches

Multi-Link

NAME	ITEM NUMBER	
Multi-Link Headrail Control - 99 Channel	1822183	
Multi Link 110V AC Snap Track Interface Control - 99 Channel	1822184	

NAME	ITEM NUMBER	
Multi-Link AC Plug-in Control	9012781	

IR Controls

NAME	ITEM NUMBER	
IR Sensor (Miniature) with 3 ft. of Flat Modular Cable w/RJ11 Connector	9012872	

Electrical Enclosures

NAME	ITEM NUMBER	
Enclosure for Multi-LinkControl	9012062	

Wired DC Controls & Switches

Push-Button Switches



The Decora-style wall switch is compatible with Somfy's DCT motors.

Simple and Seamless

- Dry contacts for simplified open, close, and stop commands.
- Works seamlessly with Somfy DCT motor ranges.
- Decora style to blend with interior design.




Main functions

-  Time-saving
-  Easy-to-use
-  Easy integration
-  Customizable


NAME	INPUT VOLTAGE	TECHNOLOGY	ITEM NUMBER
DRY CONTACT OPEN, CLOSE, STOP WALL SWITCH (WHITE)	12V DC	WIRED	1800219


Wired DC Controls & Switches

Paddle Switches

NAME	ITEM NUMBER	
DC Decorator Paddle Switch Maintained (White)	9012074	

Rocker Switches

NAME	ITEM NUMBER	
Standard DC Rocker Switch (White)	1800371	

NAME	ITEM NUMBER	
Standard DC Rocker Switch (Ivory)	1800372	

Sensors



Convenient Comfort Wind, sun and rain sensors maximize product performance.



Touch-free Protection Rain or shine, outdoor sensors activate exterior products automatically.



Energy Savings Beat the heat of intense sunlight automatically.



Commercial Systems Multiple sensors for all weather conditions, used in combination, for total building efficiency.



RTS-compatible Wireless and easy to install for automated control.



Wireless Radio Technology Somfy® (RTS) Controls

Outdoor Wind Sensors

The Eolis 3D WireFree™ RTS Wind Sensor is a wireless, battery-powered wind sensor that will automatically retract an awning based on wind generated movements.

Easy Install

- Completely wireless, battery operated.
- Recommended for existing or new awning installations.

Peace of Mind

- Exclusive patented technology to protect awnings against the wind by detecting horizontal, vertical, and lateral movement.

Radio Technology Somfy

- Compatible with all RTS-powered systems, controls, and accessories so users can mix and match options to maximize product performance.



Main functions



Outdoor rated



Time-saving



Easy-to-use



Easy integration



Scalable



Customizable

NAME	TECHNOLOGY	ITEM NUMBER
EOLIS 3D WIREFREE™ RTS WIND SENSOR (WHITE)	RTS 433 MHZ	1816081
EOLIS 3D WIREFREE™ RTS WIND SENSOR (BLACK)	RTS 433 MHZ	1816082
EOLIS 3D WIREFREE™ RTS WIND SENSOR (OFF-WHITE)	RTS 433 MHZ	1816083

NAME	ITEM NUMBER	NAME	ITEM NUMBER
Power Supply for Eolis & Soliris RTS Sensor	1822110	Self Drilling Screw Kit for Eolis 3D WireFree™ Sensor (40 Screws)	9014663
Mounting Tab with Screws Kit for Eolis 3D WireFree™ Sensor	9014351		

Wireless Radio Technology Somfy® (RTS) Controls

Outdoor 24V Wind Sensor



The Eolis RTS Wind Sensor automatically controls RTS motorized products based on current wind conditions.

Comfort & Convenience

- Automatically operates awnings or exterior screens when wind is detected.
- Kit includes sensor and power supply.

Peace of Mind

- State-of-the-art sensor automatically offers maximum energy savings and protects the application.



Main functions



Outdoor rated



Time-saving



Easy-to-use



Easy integration



Scalable



Customizable

NAME	TECHNOLOGY	ITEM NUMBER
EOLIS RTS WIND SENSOR 24V DC KIT (INCLUDES SENSOR AND TRANSFORMER)	RTS 433 MHZ	9012499

Wireless Radio Technology Somfy® (RTS) Controls

Outdoor 24V Sun & Wind Sensor



The Soliris RTS Sun and Wind Sensor automatically controls RTS motorized products based on current weather conditions.

Comfort & Convenience

- Automatically operates awnings or exterior screens when wind is detected or the sun’s intensity increases.

Energy Savings

- Reduce energy consumption up to 40%.

Peace of Mind

- State-of-the-art sensor automatically offers maximum energy savings and protects the application.

Kit Includes:

- Kit includes sensor and power supply.



Main functions



Outdoor rated



Time-saving



Easy-to-use



Easy integration



Scalable



Customizable

NAME	TECHNOLOGY	ITEM NUMBER
SOLIRIS RTS SUN AND WIND SENSOR 24V DC KIT (INCLUDES SENSOR AND TRANSFORMER)	RTS 433 MHZ	9012500

Wireless Radio Technology Somfy® (RTS) Controls

Outdoor Rain & Sun Sensor



The Ondeis WireFree RTS Rain & Sun Sensor is a solar-powered combined rain and sun sensor compatible with RTS motorized exterior products, including awnings, rolling shutters, and screens. The Sensor is completely wireless and uses optical rain-sensing technology to measure rainfall, then sends an RTS command when rainfall exceeds the user-selected threshold. The Sensor also utilizes a sun-level sensor that sends an RTS command when sunlight exceeds the user-selected threshold.



Flexible and Easy to Install

- One channel communicates with one RTS motorized product or group of motorized products.
- Two-way mounting bracket allows for multiple mounting options - flexible and simple installation on the wall, pole, or gutter, using provided hardware.
- Demo Mode reduces response time for testing.
- Potentiometer allows users to set threshold levels for rain and sun sensing and easily adjustable preferred settings.
- LED Indicators provide visual feedback of product functions with easy-to-see confirmations.
- Mode Selector sets usage for an awning, exterior screen, or a rolling shutter.

Communication

- Sends a signal to the motor regularly to ensure a maintained connection.
- Operates even if the signal is lost, protecting the motorized application.

Main functions



Outdoor rated



Time-saving



Easy-to-use



Easy integration



Scalable



Customizable

NAME	TECHNOLOGY	ITEM NUMBER
ONDEIS® WIREFREE RTS RAIN & SUN SENSOR	RTS 433 MHZ	9019617



Wireless Radio Technology Somfy® (RTS) Controls

Outdoor Sun Sensor

This battery-operated, outdoor sensor automatically adjusts Somfy powered exterior products based on the sun's intensity.

Compatibility

- Compatible with RTS motors & receivers.
- A Situ Soliris is required to activate the sun function.

Effortless Comfort & Protection

- Provides effortless control so users can enjoy awnings, screens, or pergolas even more, automatically making patios more comfortable.
- Optimizes HVAC usage and keeps the home comfortable, allowing energy savings throughout the year.
- Prevents UV damage & protects interior furnishings by managing exterior shading solutions based on the sun's intensity.

Customized Solar Protection

- Choose from eight levels of sun threshold settings for a personalized experience.



Main functions



Outdoor rated



Time-saving



Easy-to-use



Easy integration



Scalable



Customizable

NAME	TECHNOLOGY	ITEM NUMBER
SUNIS OUTDOOR WIREFREE™ RTS SUN SENSOR	RTS 433 MHZ	9020412

Pergola Sensors

Pergola Sensors



The Eolis RTS Wind Sensor automatically retracts an awning based on wind-generated movements.

Comfort & Convenience

- Automatically operates pergolas, exterior screens, or rolling shutters when the wind is detected.

Peace of Mind

- State-of-the-art sensor automatically offers maximum energy savings and protects the application.



Main functions



Outdoor rated



Easy-to-use

NAME	TECHNOLOGY	ITEM NUMBER
EOLIS RTS 60 MPH WIND SENSOR 24V DC KIT	RTS 433 MHZ	1870709



Digital Intelligent Building Controls

animeo® Building Automation Sensors

Sensor boxes act as an interface between weather stations and building controllers. Measurement values are evaluated and sent to the building controller. It requires an external 24V AC/DC power supply.

Safe & Convenient

- Only two cables (power and data) lead to the outside.
- Lightning protected for safety.
- Can be fixed to the Sensor Station mast.
- Operates up to 8 sun sensors, 2 wind sensors, 1 wind direction sensor, 1 rain sensor, and 1 outside temperature sensor.
- Easily connect a DCF plug module.



Main functions



Outdoor rated



Time-saving



Easy-to-use



Customizable



Easy integration







Scalable

NAME	INPUT VOLTAGE	TECHNOLOGY	ITEM NUMBER
OUTSIDE SENSOR BOX	24V DC	RS485	9001606
OUTSIDE SENSOR EXTENSION BOX	24V DC	RS485	9001607
INSIDE SENSOR BOX	120V AC 60HZ	RS485	9001615

NAME	ITEM NUMBER	NAME	ITEM NUMBER
M8 Weather Station	1860306	Wall Mount Brackets for Mast	1860336
M13 Weather Station	1860307	Large Wind Speed Sensor	9001608
M-Series Weather Station Wall Bracket	1860320	Outside Temperature Sensor	9001611
M-Series Weather Station Mast Adaptor	1860321	Inside Temperature Sensor	9008044
Metallic Mast	1860335	Housing for Inside Temperature Sensor	9008045

Digital Intelligent Building Controls

animeo® Building Automation Sensors

NAME	ITEM NUMBER		NAME	ITEM NUMBER	
Sensor Station Mast	9013726		Metallic Mast for Weather Station Kit	9027035	
Ondeis® Rain Sensor	9016344		Sun Sensor with Bracket	9154043	

Wired AC Controls & Switches

Sun & Wind Controls & Sensors

NAME	ITEM NUMBER		NAME	ITEM NUMBER	
Sun Sensor for DSM	9050100		Soliris Sensor (Combined Sun and Wind)	9101475	
Wind Sensor for DSM	9050110				



About Somfy

For over 50 years, Somfy has been pioneering innovative motorization and automated solutions for window coverings and exterior shading products. With comfort, ease of use, security, and sustainability in mind, our seamless and connected solutions are designed to help people make the move to living spaces impactful for humans and with a reduced impact on nature.

A BRAND OF **SOMFY** GROUP

New Jersey
121 Herrod Blvd.
Dayton, NJ 08810
T: (609) 395-1300
F: (609) 395-1776

Somfy Systems, Inc.
T: (800) 22-SOMFY
www.somfypro.com
Florida
1200 SW 35th Ave.
Boynton Beach, FL 33426
T: (561) 995-0335
F: (561) 995-7502

California
15301 Barranca Pkwy.
Irvine, CA 92618-2201
T: (949) 727-3510
F: (949) 727-3775

Somfy ULC
T: (800) 66-SOMFY
www.somfypro.ca
Canada
6411 Edwards Blvd.
Mississauga, ON L5T 2P7
T: (905) 564-6446
F: (905) 238-1491